

Superior[®] Shelter

2021 PRODUCT CATALOG



You Name It, We've Built It

At Superior Recreational Products (SRP), our 50+ years of experience has allowed us to provide shelter structures for nearly every outdoor location and application. Our line delivers creative solutions and unique designs to solve your biggest need — an architectural design that provides protection from the sun and weather.

Serving Multiple Markets

We serve a variety of markets including parks and recreation, sport facilities, zoos, aquariums, housing developments, business and office parks, hospitality, schools, and universities.

Our Top Features and Benefits



Proudly **made in the USA**



We offer sealed drawings to ensure your shelter meets **local building codes**



We offer **prompt engineering services**



Hidden connections provide a clean look



Powder Coat Institute 4000 certified for our durable powder coat with epoxy primer



Framework **withstands high winds and snow loads**

Making it Easy to Buy

We've teamed with strategic partners to ensure you don't have to deal with a lengthy buying process.



Contents

- 02 Featured Projects
- 06 Square & Hexagon
- 07 Octagon & Hip
- 08 Gable & Monoslope
- 09 Mini & Privacy
- 10 Trellis & Design Options
- 11 Colors
- 12 Warranty



FEATURED PROJECT

Aventine West Melbourne

West Melbourne, Florida

FEATURED PRODUCTS

① 12' x 20' Hip End, 3 Quantity

FEATURED COLORS

White Powder Coat Frame

Beige Roof

 Visit srpshelter.com/inspirations to learn more about this project.



FEATURED PROJECT

Anderson Heights Park

Albuquerque, New Mexico

FEATURED PRODUCT


① 12' Square Structure

FEATURED COLORS

White Powder Coat Frame

Blue Roof

 Visit srpshelter.com/inspirations to learn more about this project.



FEATURED PROJECT

Eastmore Development

Conyers, Georgia

FEATURED PRODUCT

- ① 8' x 15' Gable End Mini Shelter

FEATURED COLORS

Black Powder Coat Frame

Slate Gray Roof

Mailboxes by others



FEATURED PROJECT

Pinnacle Park

Norcross, Georgia

FEATURED PRODUCTS


- ① 40' Duo-Top Octagonal Structure
- ② 16' Octagonal Structure

FEATURED COLORS

Black Powder Coat Frame


Slate Gray Roof

Fan by others





Base Design



Square

simplest shade solution

Suggested applications include picnic shelter, cluster mailbox shelter, and rest area shelter.

MAXIMUM SIZE

50'

ROOF PITCHES

4:12 (Standard 7'6" Entry Height)

+/- 2:12 (Optional)

[UPGRADE YOUR SHELTER | PAGE 10](#)



Base Design



Hexagon

perfect for intimate spaces

Suggested applications include picnic shelter, bench gazebo, and wedding gazebo.

MAXIMUM SIZE

64'



ROOF PITCHES

Standard Single Tier Varies by Size


8:12 (Standard Duo-Top)

+/- 2:12 (Optional)

[UPGRADE YOUR SHELTER | PAGE 10](#)



Base Design



Octagon

create an ornate statement

Suggested applications include picnic pavilion, carousel pavilion, and wedding gazebo.

MAXIMUM SIZE

64'

ROOF PITCHES


5:12 (Standard)

+/- 2:12 (Optional)

[UPGRADE YOUR SHELTER | PAGE 10](#)



Base Design



Hip End

versatile rectangular shape

Suggested applications include bleacher shelter, bus stop shelter, and portable restroom shelter.

MAXIMUM SIZES

• Length: 110'

• Width: 50'

ROOF PITCHES

4:12 (Standard)

+/- 2:12 (Optional)

[UPGRADE YOUR SHELTER | PAGE 10](#)





Standard Design

Gable End

versatile rectangular shape

- Suggested applications include event space, sport covers, and picnic shelter.
- Available designs include standard and duo-top.

MAXIMUM SIZES

- Length: 104'
- Width: 50'

ROOF PITCHES

- 4:12 (Standard)
- +/- 2:12 (Optional)

UPGRADE YOUR SHELTER | PAGE 10



Duo-Top Design



Standard Design

Monoslope

the walkway, bus stop, and dugout shelter

- Suggested applications include walkway shelter, bleacher shelter, bus stop shelter, and dugout shelter.
- Available designs include standard and cantilever.

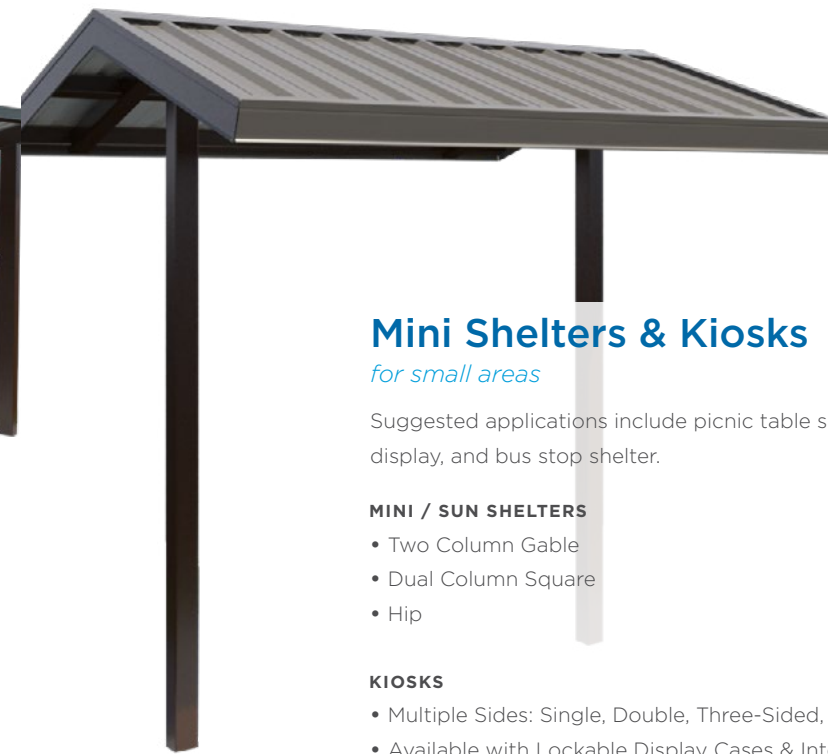
MAXIMUM SIZES

- Length: 30'
- Width: 26'


UPGRADE YOUR SHELTER | PAGE 10



Cantilever Design



Base Two Column Gable Mini-Shelter



Mini Shelters & Kiosks

for small areas

Suggested applications include picnic table shelter, message display, and bus stop shelter.

MINI / SUN SHELTERS

- Two Column Gable
- Dual Column Square
- Hip

KIOSKS

- Multiple Sides: Single, Double, Three-Sided, or Four-Sided
- Available with Lockable Display Cases & Internal Cork

UPGRADE YOUR SHELTER | PAGE 10



Single Sided Kiosk Design with Upgraded Columns



Gable Design with Integrated Benches and Cork Boards



Privacy Shelters


decorative and functional

- Suggested applications include bus stop shelter and portable lavatory shelter.
- Available as one- to three-sided.
- Designed to enclose one, two, or accessible portable lavatories.
- Screens available in lexan or perforated aluminium.

SIZES

Inquire About Sizes





Cantilevered Trellis

make a decorative statement

Suggested applications include walkway shade, garden shade, and bench shade.

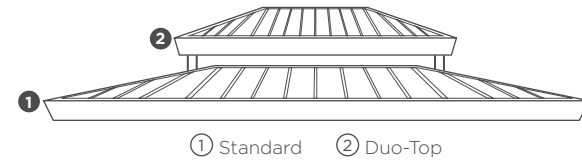
MAXIMUM SIZES

- Length: 40'
- Width: 9'

Design Options

DUO-TOP

Duo-Top roofing systems are available for most shelter styles.



CUPOLA

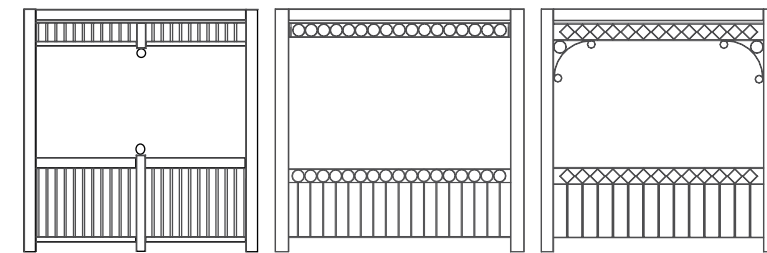
Our steel cupola is available for most shelter styles. The roof color of your cupola will match the roof color of your shelter.



Sheet Metal
Non-Vented

ORNAMENTAL LATTICE & GUARDRAILS

We offer a variety of standard and custom laser-cut patterns for steel guardrails and lattice.



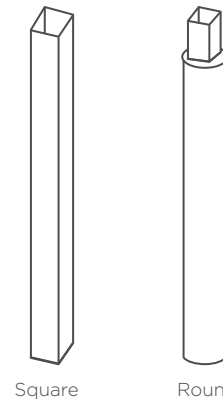
Carmel

Tampa

Diamond

COLUMNS

Choose from standard square or standard round columns.



Square

Round

BASE SHOE COVER

Structures engineered with exterior anchor bolts at finish grade can be hidden with base shoe covers.



OTHER OPTIONS TO CONSIDER

- Electrical Access and Cutouts
- Sealed Engineering
- Internal or External Anchor Bolts

Color Options

METAL ROOF COLORS

24 Gauge R-Panel Profile



- Regal White
- Bone White
- Matte Black
- Dark Bronze
- Medium Bronze
- Patrician Bronze

- Charcoal
- Slate Gray
- Ash Gray
- Surrey Beige
- Sandstone
- Light Stone

24 Gauge Medallion-Lok Profile



- Copper Penny*
- Mansard Brown
- Tudor Brown
- Brandywine
- Colonial Red
- Bright Red
- Regal Blue
- Roman Blue
- Hartford Green
- Evergreen
- Patina Green
- Galvalume Plus

*Upcharge

STEEL FRAMES

Gloss

- | | | | |
|--------------|------------|-----------------|------------------|
| Red | Patina | Blue | Iced Coffee |
| Orange | Green | Deep Periwinkle | Brown |
| Butterscotch | Sage | Electric Purple | Patrician Bronze |
| Yellow | Deep Green | Burgundy | Black |
| Spring Green | Ocean Blue | Terracotta | White |

Matte, Textured, or Metallic

- | | | |
|--------------|---------------|-----------------|
| Feather Gray | Rubbed Bronze | Textured Black |
| Iron Gray | Starry Night | Textured Bronze |

Colors are approximate. Ask your representative for an actual color sample.



Limited Warranty

10-YEAR PRO-RATED LIMITED WARRANTY

Superior Recreational Products (SRP) provides a 10-year pro-rated limited warranty from shipping date with the following limitations. SRP limits its warranty to the supply of materials that will assemble according to sealed engineered drawings and installation instructions, and can be assembled with normal expertise and with tools required and found in the construction trades. It is expressly understood that SRP's liability be limited to repair or replacement of nonconforming material at time of delivery.

SRP does not warrant product for defects caused by erection, harsh site conditions, lack of maintenance, and/or other conditions beyond SRP's control. SRP will not be held responsible for any materials that were not properly stored prior to installation. SRP reserves the right to void the limited warranty if it not installed per the installation instructions and/or unauthorized modifications.

SRP shall not be held liable for field alterations. SRP shall only be liable for meeting the building code indicated on the sealed engineered drawings.

Any replacement part under warranty is warranted for the remaining original warranty period or six (6) months, whichever is longer.

This Limited Warranty supersedes all other warranties expressed or implied. The warranty on items not manufactured by SRP (i.e. metal roofing, shingles, wood shelters), will be as passed through SRP's supplier as per their warranty; contact Customer Service for this Supplier Warranty.

This Limited Warranty is conditional upon payment in full to SRP within terms. Liability under this Warranty is limited in that it shall not exceed the original sales price of the components as supplied by SRP.

Powder Coat Warranty

This limited warranty is for the factory applied Superdurable powder coating. This 10-year pro-rated limited warranty is intended to define the obligations and limitations of the purchaser as well as the obligations and limitations of the supplier. This limited warranty is only valid if SRP has been paid in full for the cost of the shelter.

Damage occurring from shipping, erection, vandalism, accidents, or field modifications will require field touch-up immediately and periodically thereafter, which is not covered in this limited warranty.

Exposed nuts and bolts will either be supplied with a light plating or powder coating. It is the responsibility of the contractor to paint and/or touch up the nuts and bolts after erection and these must be maintained by the customer.

The 10-year limited warranty will exclude buildings erected at sites where salt air, corrosive environment, high humidity or sprinkler systems come in contact with the shelter.

Failure to maintain finish system with annual touch-up and documented maintenance procedures will void the limited warranty.

Not covered by this limited warranty are acute angles, end plates, and other accessories that are prone to minor defects on occasions and will require touch-up by owner.

Failure of the coating will be defined when at least 8% of the total coated surface has significant loss of performance or appearance characteristics when compared to the original finish. Rust stains from roof trim, screws, and screw holes do not constitute a failure.



If a claim is made for paint failure a complete document must be provided by the owner. If a site visit is required by SRP the travel expenses will be covered by the customer prior to travel taking place. However, should the failure be determined to be under the limited warranty the customer will be reimbursed for these expenses. In the case of a failed paint system, SRP will repaint the structure with its best in-house system providing that the owner dismantles the structure and returns it to SRP. SRP will refinish the structure and ship it back to job site at their expense. The refinishing will not extend the original warranty of the paint system. The owner is responsible for erecting the building at their expense. As an alternative, SRP will pay customer up to the cost of the original paint system on a pro-rated basis for time left of the 10 year limited warranty.

Cancellation and Return Policy

To view our return policy, please visit superiorrecreationalproducts.com/returns.

Shipping Policy

To view our shipping policy, please visit superiorrecreationalproducts.com/shipping.

View online at srpshelter.com/srp-shelter-warranty.

Certified Fabricator



- LADBS Certified Fabricator*
- City of Houston Registered Fabricator*

**Certificate available upon request.*


MADE IN THE USA

PRODUCT SHOWCASE

Completing Your Space with One Company

When combined, Superior Recreational Products' product lines create complete site environments. Design your space using one superior company. Visit srpplayground.com, srpsiteamenities.com, and srpshade.com to learn more.

SuperiorPlaygrounds **SuperiorAmenities** **SuperiorShade**



Superior[®]

RECREATIONAL PRODUCTS
A PLAYCORE Company

1050 Columbia Drive
Carrollton, GA 30117

866.586.7794
sales@siibrands.com
srpshelter.com

MADE IN THE USA

