



- ◆ Fitness-focused through multiple brachiating, balancing, core and climbing events.
- ◆ Promotes confidence and a sense of accomplishment as children challenge themselves to make it from one side of the system to the other without touching the ground.
- ◆ Artistic design encourages imagination and a new perception of play.



play&park structures®

Gateway to Imaginative Play®

1.800.727.1907 playandpark.com
401 Chestnut Street, Suite 310, Chattanooga, TN 37402


HDPE Colors

Red Beige
Blue Yellow Green

Cable Colors

Red
Black

Available for MaxClimb only



Plastic Colors

Yellow Green Teal
Brown Red Purple Blue
Beige Gray

Metal Colors

White Black Graphite Beige Brown Dark Green Green Blue Burgundy Red Butterscotch Yellow

Visit playandpark.com for additional color options and inspirations



Horizons
where fitness & fun meet

play&park
structures[®]
Gateway to Imaginative Play[®]

playandpark.com/horizons
1.800.727.1907

Horizons provides a new outdoor experience for children to get outside and be more active than ever before. Horizons unique deckless systems offer continuous play with no predetermined path of play creating imaginative fun for all!



- ◆ Everything is climbable!
- ◆ Continuous play means greater fitness benefits and higher caloric burn.
- ◆ Promotes confidence and a sense of accomplishment.
- ◆ Connects to a traditional Play & Park Structures post and deck system.
- ◆ Uprights are galvanized steel
- ◆ Targeted 5-12 Age Group



Stratascend

- ◆ **Industry Exclusive!**
Can be converted at your site from a Stratascend Glide to a Stratascend Climber.
- ◆ **Industry Exclusive!**
Available at different heights, allowing for different difficulty levels.
- ◆ Features two completely different play experiences based on which side is used. The smooth side is for a more challenging climbing experience while the ridged side provides a more defined climb for beginners.



MaxClimb

- ◆ Utilizes clever holes for ultimate climbing supervision.
- ◆ Specifically designed for children's proportions, the foot and handholds provide a secure place to step.
- ◆ Provides continuous up & over play experiences that truly provide a destination unlike other climbing walls that require the child to climb up and back down the same side.
- ◆ Smooth curves maintain a flowing design throughout the system.



WARNING - Installation over a hard surface such as concrete, asphalt, or packed earth may result in serious injury from falls.

Stand-Alone Structures

Systems designed to stand independently in any play space

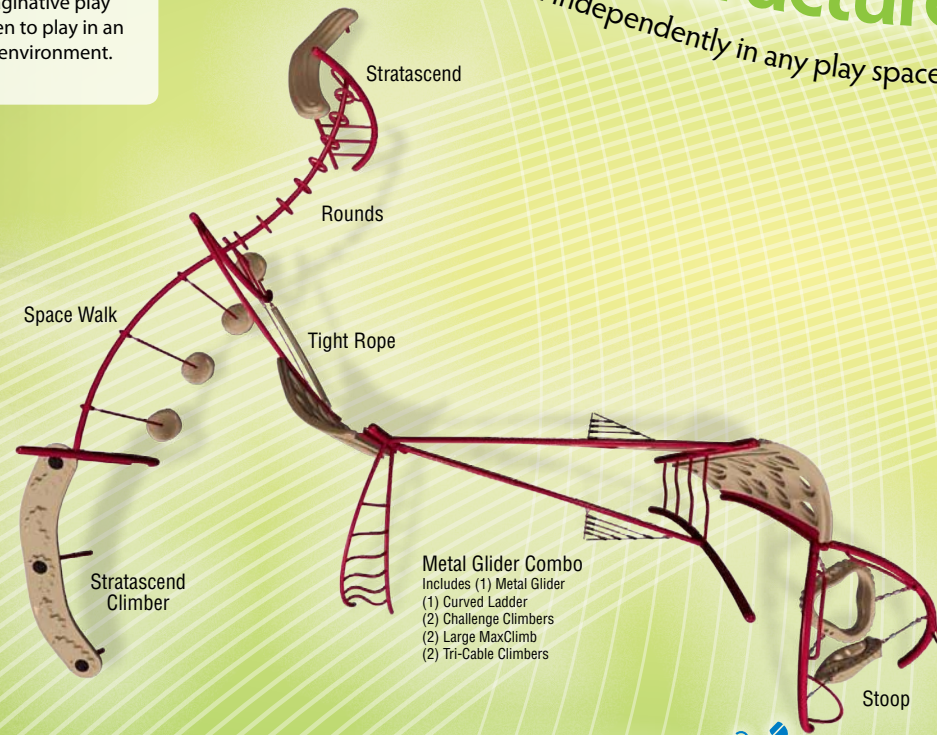


- ◆ With no defined entry point to the system, children will start their play from all sides improving traffic flow and play patterns.
- ◆ Maximum play and fitness value for ground level play.
- ◆ Promotes imaginative play by allowing children to play in an undefined physical environment.



Aura

- ◆ Promotes socialization and communication by naturally becoming a gathering spot on the playground.
- ◆ Flexible design provides multiple play experiences.
- ◆ Molded in stainless steel tabs provide durability and reduced maintenance.



Metal Glider Combo
Includes (1) Metal Glider
(1) Curved Ladder
(2) Challenge Climbers
(2) Large MaxClimb
(2) Tri-Cable Climbers

▶ Visit playandpark.com/horizons to watch a video of Horizons in Play

📞 Contact us to ask about attaching Horizons to a post & deck play structure

Specifications

ASTM Use Zone: 44' 6" x 47' 2"
Fall Height: 8'
Capacity: 40-50 kids
Weight: 1,590 lbs.

● Beige Plastic

● Beige HDPE Plastic

● Burgundy Metal

68105 Dawn-to-Dusk ages 5-12

Horizons Play Systems allow children's imaginations to soar unlike any post and deck system

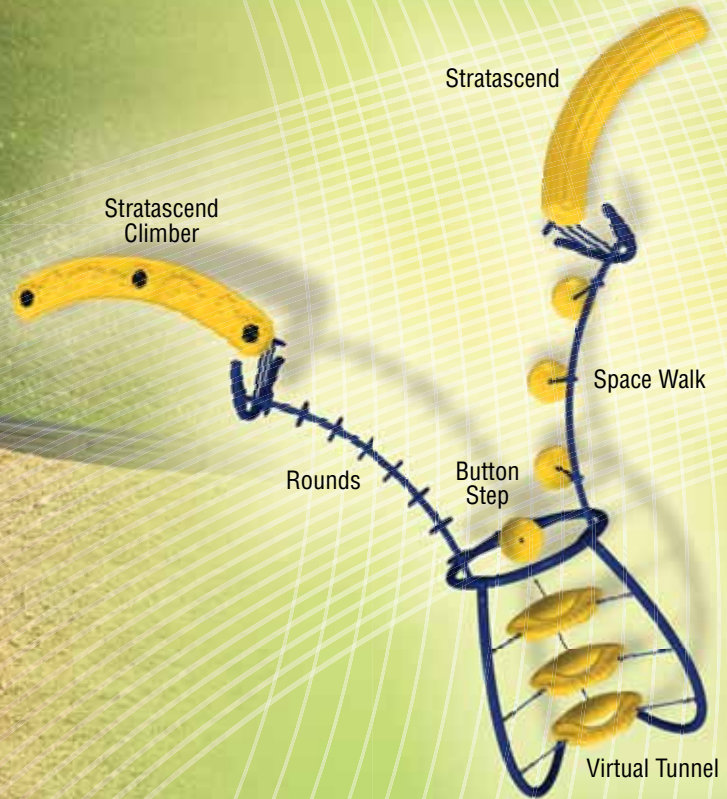
Stand Alone Structures



Visit playandpark.com/horizons to watch a video of Horizons in Play



WARNING - Installation over a hard surface such as concrete, asphalt, or packed earth may result in serious injury from falls.



Specifications

ASTM Use Zone: 36'3" x 33'5"
Fall Height: 8'
Capacity: 20-30 kids
Weight: 1,001 lbs.


-  **Yellow Plastic**
-  **Blue Metal**

68101 Early Riser ages 5-12

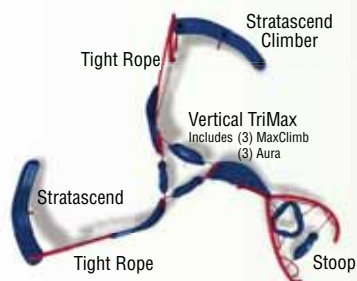
Artistic design encourages imagination
and a new perception of play!

Stand-Alone Structures

Horizons Stand-Alone Units add an architectural look and feel to your playground space

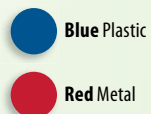


68104 Ray of Light ages 5-12



Specifications

ASTM Use Zone: 38' 5" x 36' 11"
Fall Height: 8'
Capacity: 25-35 kids
Weight: 1,275 lbs.



Visit playandpark.com/horizons to watch a video of Horizons in Play

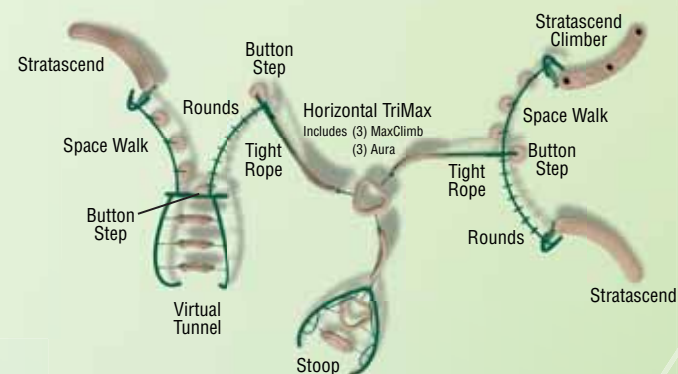


Contact us to ask about attaching Horizons to a post & deck play structure

68112 Crystal Sky ages 5-12

Specifications

ASTM Use Zone: 59' 6" x 41' 6"
Fall Height: 8'
Capacity: 35-45 kids
Weight: 2,517 lbs.

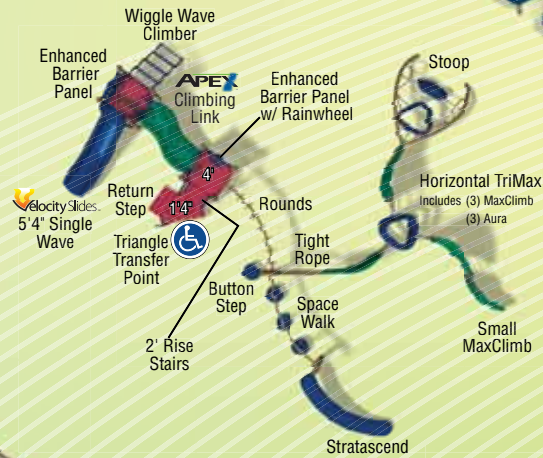



WARNING - Installation over a hard surface such as concrete, asphalt, or packed earth may result in serious injury from falls.

68114 Southern Lights ages 5-12

Specifications


ASTM Use Zone: 41'9" x 49'4"
Fall Height: 8'
Capacity: 30-40 kids
Weight: 2,680 lbs.



68111 Brilliant Beginnings ages 5-12

Specifications

ASTM Use Zone: 44'8" x 41'
Fall Height: 8'
Capacity: 25-35 kids
Weight: 1,745 lbs.



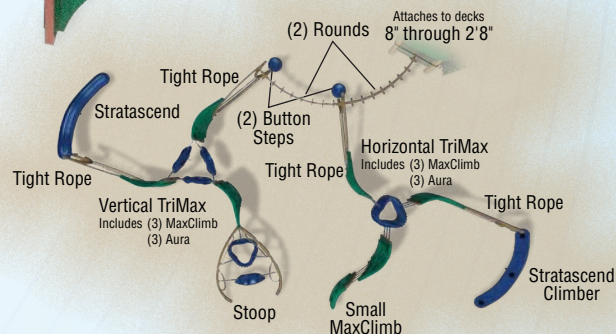
Combo or Stand Alone Structures

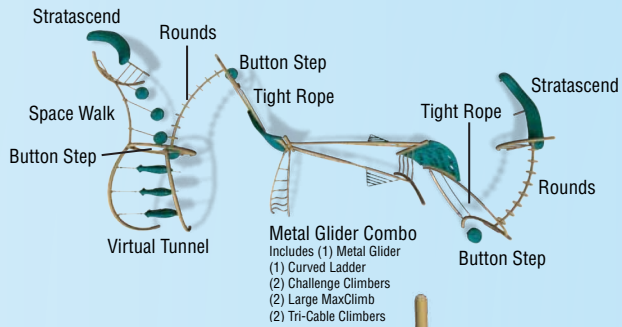
Add these Horizons to any Play & Park Structures post and deck system to experience the truly unique play experience of traditional and non-traditional play. These units can also stand independently.



Visit playandpark.com/horizons to watch a video of Horizons in Play

68109 Optical Infusion This structure can be attached to most SuperMax or DuraMax post and deck structures or can stand alone as its own structure. Kids: 45-55
*Specifications on page 11






68107 Soaring Sun ages 5-12

Specifications

ASTM Use Zone: 35' x 61' 5"
Fall Height: 8'
Capacity: 35-45 kids
Weight: 1,796 lbs.



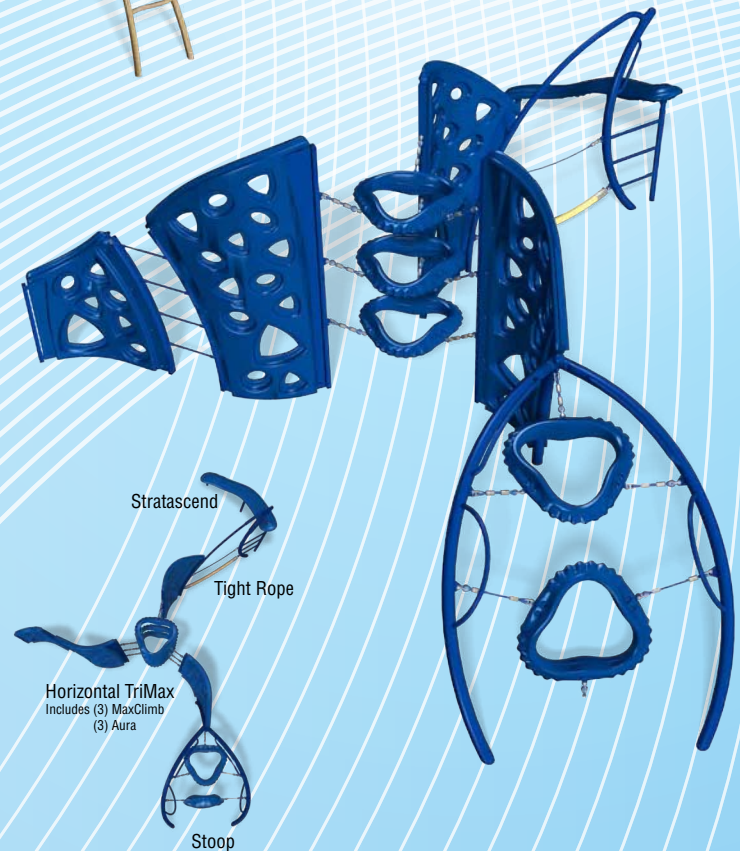
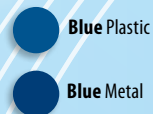
68107 Soaring Sun and 68103 Sunny Days

These structures can be attached to most SuperMax or DuraMax post and deck structures or can stand alone as its own structure

68103 Sunny Days ages 5-12

Specifications

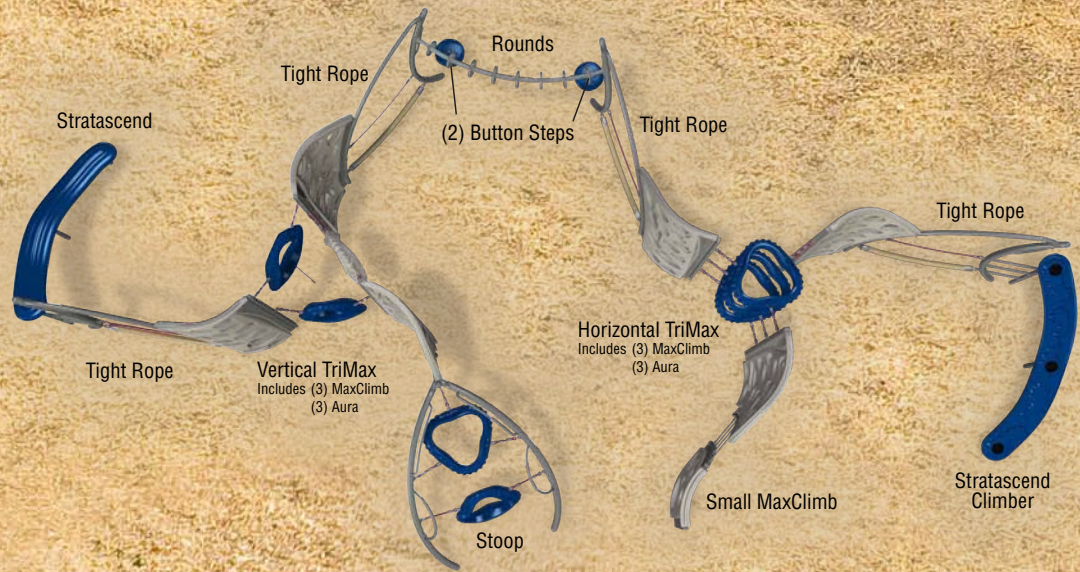
ASTM Use Zone: 41' x 34' 6"
Fall Height: 8'
Capacity: 30-40 kids
Weight: 1,262 lbs.



Combo or Stand-Alone Structures



Visit playandpark.com/horizons to watch a video of Horizons in Play



⚠ WARNING – Installation over a hard surface such as concrete, asphalt, or packed earth may result in serious injury from falls.





68109 Optical Infusion

This structure can be attached to most SuperMax or DuraMax post and deck structures or can stand alone as its own structure

Specifications

ASTM Use Zone: 36'3" x 57'5"

Fall Height: 8'

Capacity: 60-70 kids

Weight: 2,376 lbs.

 **Slate** MaxClimbs

 **Blue** Plastic

 **Graphite** Metal

68109 Optical Infusion ages 5-12


Fitness-focused through multiple brachiating
balancing, core and climbing events

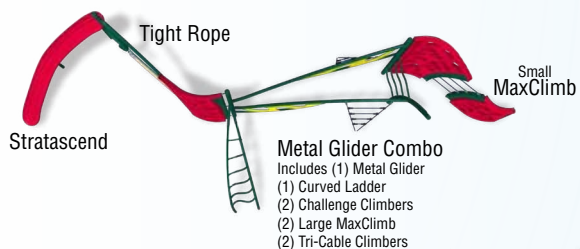
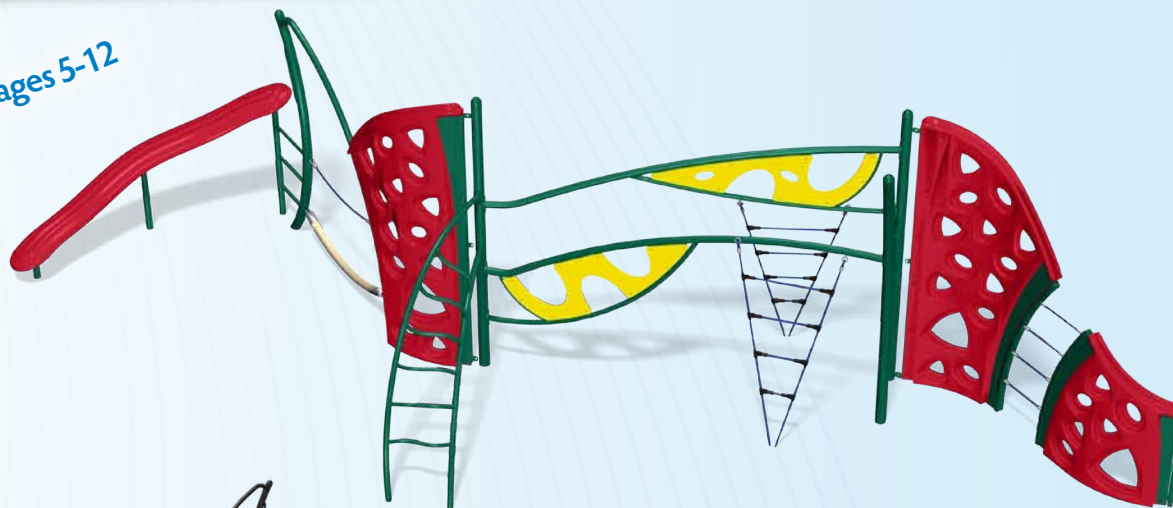
Combo or Stand-Alone Structures

68102 Daybreak Smiles ages 5-12

Specifications

ASTM Use Zone: 28' x 45' 8"
Fall Height: 8'
Capacity: 20-30 kids
Weight: 1,009 lbs.

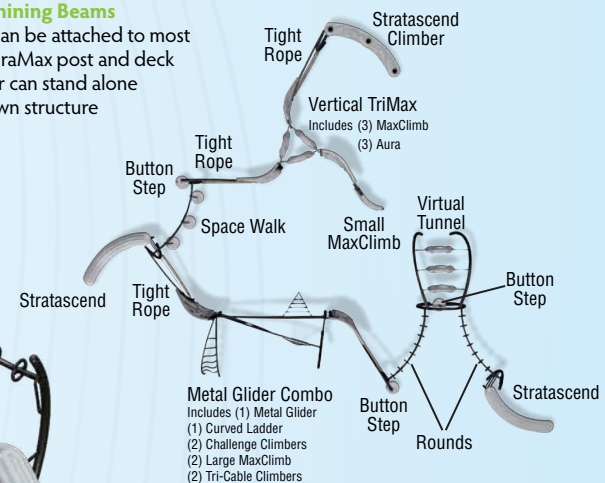

-  Red Plastic
-  Yellow HDPE
-  Green Metal



Metal Glider Combo
 Includes (1) Metal Glider
 (1) Curved Ladder
 (2) Challenge Climbers
 (2) Large MaxClimb
 (2) Tri-Cable Climbers

68102 Daybreak Smiles and 68113 Shining Beams

These structures can be attached to most SuperMax or DuraMax post and deck structures or can stand alone as its own structure



68113 Shining Beams ages 5-12

Specifications

ASTM Use Zone: 63' 10" x 50' 11"
Fall Height: 8'
Capacity: 60-70 kids
Weight: 2,993 lbs.

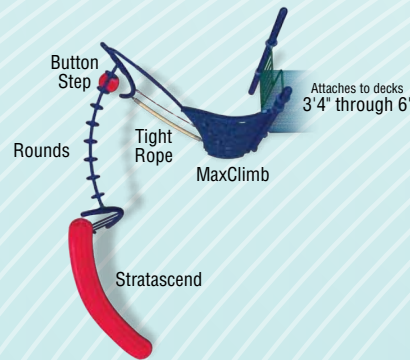
-  Gray Plastic
-  Blue HDPE
-  Black Metal



WARNING - Installation over a hard surface such as concrete, asphalt, or packed earth may result in serious injury from falls.

Combo Structure Systems

Systems that can attach to most post and deck structures



Luminous Ascent ages 5-12

Specifications

Fall Height: 8'

Availability: SuperMax
DuraMax

Weight: SuperMax: 578 lbs.
DuraMax: 575 lbs.

 Blue MaxClimb

 Red Plastic

 Beige Metal

 Visit playandpark.com/horizons to watch a video of Horizons in Play

Sweeping Rays ages 5-12

Specifications

Fall Height: 8'

Availability: SuperMax
DuraMax


Weight: SuperMax: 470 lbs.
DuraMax: 467 lbs.

 Beige MaxClimb

 Blue Plastic

 Green Metal

Components



Virtual Tunnel – Children learn to challenge themselves while building concentration and full-body strength.





Vertical TriMax – Featuring 3 MaxClimbs and 3 Auras, everything is climbable and also provides a social environment for children to climb through, in and out of.



Space Walk – Helps children develop concentration and balance skills while strengthening lower-body.



Stoop – Promotes socialization and communication. The Stoop will become the playgrounds newest gathering spot.

Strata Balance Beam – Horizons balance beam helps children develop concentration and balance skills.



Tight Rope – Further develops balancing skills and coordination as children make their way across from one component to the other.




Rounds – Fitness-focused brachiating event that builds upper-body strength and eye-hand coordination.



Stratascend Climber – Ridges provide a defined hand and foothold for beginning climbers to build coordination and concentration.



Stratascend – Industry Exclusive! Stratascend can be converted at the site from a glide to a climber for a fresh play experience.



Small MaxClimb – Provides ultimate supervision and a true up-and-over climbing play experience.