

play&park
structures®

A PLAYCORE Company



PLAYGROUND & PARK DESIGN GUIDE

That Smile

It's the excitement of spinning on a merry go round.

It's the exhilaration of racing down a double slide.

It's the delight of experiencing a swing for the very first time.

It's the reminder of happy childhood memories.

It's the reason we come to work everyday and love what we do.

A young girl with long brown hair, wearing a bright yellow sleeveless shirt and dark shorts, is climbing a yellow playground structure. She is smiling and looking down. The structure is made of yellow plastic and metal bars. In the background, there are other children playing on the same structure, and a large tree with green leaves is visible against a blue sky with light clouds. The overall scene is bright and sunny.

WE Manufacture JOY!

play&park structures®

A **PLAYCORE** Company

US PRICED VERSION

20 Signature Project Showcase

Customized options to spark creative ideas for your project

26 SuperMax

5" Diameter Post Play Systems
Largest Capacity
Children 2-5 or 5-12 years

52 Boulderscapes

3-1/2" Diameter Post Systems
Deckless Design, Rocks,
Ropes, and Nets
Children 5-12 years

64 Duramax

3-1/2" Diameter Post Play Systems
Maximize Your Play Space
Children 2-5 or 5-12 years

82 totmax

3-1/2" Diameter Post Play Systems
Early Childhood Play
Children 2-5 years

90 Horizons

3-1/2" Diameter Post Play Systems
Deckless Design
Children 5-12 years

100 Skyline

5" Diameter Post Play Systems
Deckless Design
Children 5-12 years

104 Components

A Variety of Play Components
to Customize Your Structure

129 Inclusive Play

Offering Play for All Abilities

144 ParkPlay

Freestanding Events to Refresh & Renew
Swings, Slides, Climbers, and more

178 Action Fit

Fitness-focused
Ground Level Equipment for
Ages 13+

182 Park Site

Site Furnishings, Shade, Shelter,
and Surfacing to Complement
any Playground

192 Custom Options & Warranty

Color Options & Warranties



Introducing...

SelfieWORLD

Be in the moment while capturing the memories™

Play & Park Structures has developed a proprietary line of unique products that invite users to share in the joy of the playground with loved ones, by experiencing hands-free, multi-generational Selfie activities.

Share the experience while staying in the moment!



MOM

Look at the fun we had together today!





GRANDS
Love the video! She is growing up so fast! Thanks for sharing! 🥰



SISTER
It is just like we are there! See you this weekend!



DAD
Wow! Looks like you are having a blast at the park!





Selfie Swirl with Me™

Ages 2-5 or 5-12+

Capture the Thrill of the Swirl!

There is no greater thrill for a child than spinning on a merry-go-round! What if there was a built-in slot for a smart phone that could capture the look on a child's face with pictures or video?

- Defined entry point allows universal access for children of all abilities
- Molded-in hand grips support outside riders
- Features two individual seats contoured for comfort and stability and one Buddy Seat that can hold up to three children



Three cell phone pockets are strategically placed at the base of the Selfie Swirl with Me to capture gleeful smiles of avid users.



The Selfie Swirl with Me™ is available with and without a center turn wheel.



The Selfie Swirl with Me™ can be used by all ages and abilities. Children love watching themselves turn the wheel to start the spinning action!





Selfie Swizzler™

Ages 2-5 or 5-12+

Get Swizzled!

The **SelfieSwizzler** creatively unites the swiveling action of a spinner with a circular rocking motion that is unlike any other playground component. Users will experience a self-driven, gentle rocking motion with each playful rotation, either on their own, or propelled by friends.



Previous skill is not required, and practicing the motion may take several tries. Just like the first time a hula hoop is used, some will master it quickly, while others need to try it several times. Once the motion is mastered, users experience a euphoric sense of accomplishment.

Unlike the uncontrolled motion created by other spinners, the **Swizzler's** exclusive mechanism provides a smooth and consistent ride with each revolution.



Younger children can swizzle with older children or their parents, and they can enjoy the unique motion while other children send the **Swizzler** into action.



Spotlight on Community

Become a National Demonstration Site!



Communities are recognized for moving beyond minimum accessibility to provide truly inclusive play spaces that promote physical and social inclusion.



Communities are recognized for promoting physical activity through well-designed outdoor play and learning environments.



Communities are recognized for implementing best practice principles that integrate nature into the everyday spaces of childhood.

Gain National Recognition

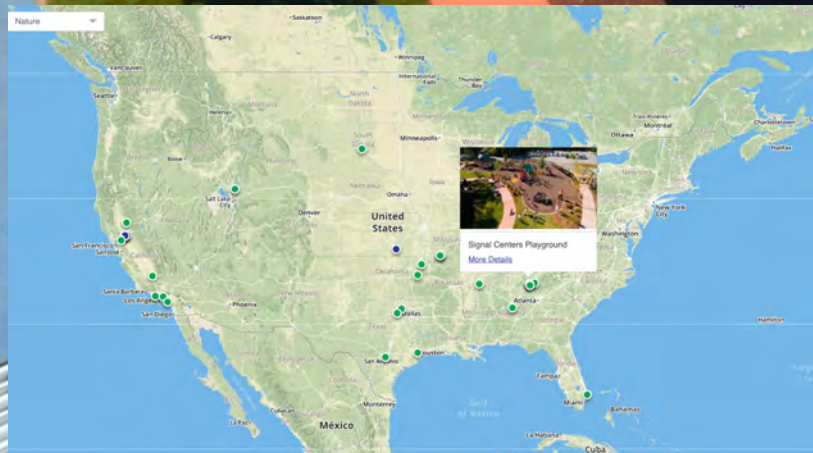


This **NATUREGROUNDS PLAYGROUND** has been designated as a project of excellence for meeting best practices in aligning nature with the built environment.



RESEARCH
Your experience matters. Scan here and tell us how you used this space!

DISCOVER THE SCHOLARS & RESEARCH AT [PLAYCORE.COM/RESEARCH/NATURE-PLAY](https://playcore.com/research/nature-play)



GATHER DATA - Special signage installed at NDS sites allow users to provide valuable feedback through a research survey. The data collected will help us understand the impact and effectiveness of these projects. Ask your Recreation Consultant how your project might qualify for National Demonstration Site status.

Play & Park Structures designed one of their first NatureGrounds National Demonstration sites at Signal Centers in Chattanooga back in 2010. The current environment reflects the subsequent growth of trees, shrubs, and flowerbeds that provide a rich sensory element and learning space for both students and adults.



Limitless Play

A community embraces the idea that everyone should experience equitable PLAY through universal design.



Central Winds Field of Dreams Park was honored for their dedication to best practices in inclusion with a 7 Principles of Inclusive Playground design National Demonstration Site designation. Play & Park Structures helped them design a model environment so that no one is left out, and that everyone—of all ages and abilities—can play to the greatest extent possible. An inclusive National Demonstration Site embraces more than just choosing products—the design is based on validated, scholarly research, carefully considered products, and ultimately celebrates the voice of the community.



Custom barrier panels can be designed to coordinate with a specific theme or cultural icon in your community.



Inclusion

The 7 Principles of Inclusive Playground Design address the needs of the whole child.



Request PlayCore's guidebooks to learn about how to create an inclusive playground environment for your next recreation project.



1 Be Fair
 Music is developmentally appropriate across generations.



2 Be Included
 Dramatic play encourages imagination and social interactions.



3 Be Smart
 The environment is organized for active and passive play.



4 Be Independent
 Multisensory movement encourages cooperative play.



5 Be Safe
 Ramps provide access to physical and social play.



6 Be Active
 Accessible upper body events provide equitable alternatives.



7 Be Comfortable
 Shade provides relief from environmental conditions.

6


Sulphur Springs Elementary School, Canyon Country, CA

When considering a second inclusive playground for the Sulphur Springs School District, Superintendent Catherine Kawaguchi wanted the design to “address the whole child, and to ensure that all children would be able to play together side-by-side, regardless of their abilities.” Play & Park Structures not only helped her achieve this goal, but the space has also been designated as a National Demonstration Site for Me2, in recognizing the 7 Principles of Inclusive Playground Design.

Physical Activity

Design your play space with evidence-based playground activities that get children really moving!

Spotlight on Play On!®



Play On! evidence-based playground activities promote physical activity through six unique elements of play.

Developed by PlayCore in partnership with SHAPE America.



Introducing the 6 Key Elements of PLAY!

1

Swinging



2

Sliding



3

Brachiating



PlayCore helps communities gain recognition for promoting physical activity through well-designed outdoor play and learning environments through its National Demonstration Site program. Ask your recreation consultant how we can design a playground that addresses the local needs and goals for your school, park or community!



3

4

6

4

Spinning



5

Climbing



6

Balancing



Community

Bringing Richland Township together with a multi-generational play and recreation area.



Funding Your Playground

Grant Opportunities

Visit our website to learn about specific funding available for your local community at: playandpark.com/funding

Cooperative Buying Power

Simplify the purchasing process by leveraging cooperative programs. Discover which programs align with your locale at: playandpark.com/funding/playground-buying-programs

Flexible Financing

Conserve capital dollars and stretch your budget with monthly payments on a new playground structure. Apply now at: playandpark.com/funding/playground-financing





Richland Township, Pennsylvania

Play & Park Structures created a multi-faceted design that has become a destination park for everyone in Richland Township. The wide variety of play components address six key elements of outdoor physical activity, and qualified the space as a National Demonstration Site for PlayOn! Now this new park welcomes parents and grandparents alike to visit for picnics, after sports activities, and best of all—summer fun!

Richland Township, Allegheny County, Pennsylvania

Soar to New Heights

Introducing the Denali Tower—a modular 12-foot tower that takes active and challenging play to a whole new level of fun!

Create an iconic and visually stunning design that beckons visitors from near and far.

Kids can choose from two different twisting, turning tubular slides that provide exhilarating ways to exit the tower.



Clear sight lines provide excellent supervision qualities.

Gravity defying metal barriers create a scenic view from up above the action.

Multiple deck levels afford additional play opportunities as children continue their ascent.



Unlimited Vistas

These NEW 12-foot tower designs allow users to enjoy spectacular views from the upper decks. In addition, both are pre-qualified National Demonstration Sites—perfect for any venue.

Architectural barrier walls provide great supervision qualities.

Unique climbers, tunnels and bridges provide multiple access points.

Choose between tube tunnels or the Halo net as a thrilling way to access upper decks!



Panorama



Pathfinder



Signature Project Showcase

Inspiring Imagination

The following pages feature some unique and stunning themed designs that may spark the imagination and provide inspiration for a one-of-a-kind playground space that meets your vision.

Ask your recreation consultant for assistance in helping to create a unique design that is tailored specifically to your school, park, or community.

Please allow at least 12 weeks lead time for Signature Projects.



Talladega Superspeedway

Key Components:

- Custom car themed panels
- Selfie Swirl with Me Whirl
- NASCAR Driver Selfie Sign
- Poured-In-Place surfacing supports track theme

Contact your local Recreation Consultant to learn more about these structures.

Ask us about Themed Play



Design Philosophy:

This unique themed design depicts the exact shape of Talladega SuperSpeedway's iconic track and features a variety of interactive panels that mimic the sounds of pit row.

Custom train
themed panels

Rock-N-Wave
coal caboose

Themed train
track surfacing
completes the
overall look.


Multiple access
points and looping
play patterns



The Holden Express

20-130388

Ask your local Recreation Consultant about our Design Room process that supports the creation and development of truly customized play spaces.



Design Philosophy:

Everyone loves a choo choo train, especially one that is designed to be inclusive for children of all abilities. A playful track design on comfortable safety surfacing supports active and imaginative play.

Holden Park, Holden, Missouri

Create
an iconic
destination

Custom Colors match Pocono Raceway's branding and color palette.

Themed Race Car Driver signage encourage visitor selfies!

Children can race each other around the themed track, just like NASCAR drivers.

Strategically placed race car sign panels adorn multiple decks of the overall play structure.



Pocono Raceway

Play & Park Structures created the first fully inclusive playground for a NASCAR raceway that was also designated as a National Demonstration site for the 7 Principles of Inclusive Playground Design.



Design Philosophy:

Children love to mimic their favorite role models. By designing a NASCAR playground that is fully inclusive we are not only promoting physical and social activity for everyone, but also including them as part of the raceway festivities!

Pocono Raceway, Long Pond, Pennsylvania

Inspire
a child's
imagination

SUPERmax

PLAY SYSTEMS

Meets the Demand For Variety

SuperMax offers the most variety and the largest decks, so many children of all abilities can play together.

Custom structures can be designed with challenging activities for all ages or a specific age group.



- Durable 5" diameter posts withstand heavy use
- 48" punched steel decks offer plenty of room for every child to play
- Up to 12-foot deck heights provide elevated levels of challenge



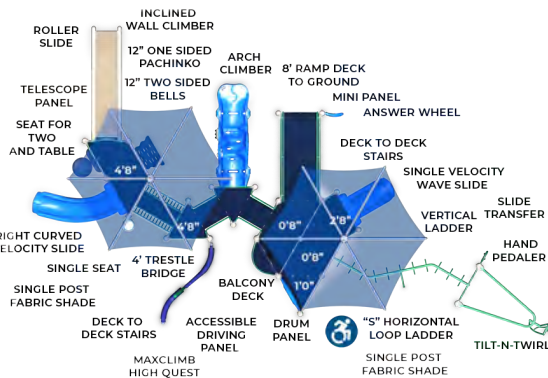


Promoting Patient Wellness

The outdoor activity center is available to psychiatric patients during their stay and is designed to be a sensory experience incorporating different colors, sounds, and textures. It features adaptive swings, musical chimes, a covered seating area, and an accessible playground.



Warning: Installation over a hard surface such as concrete, asphalt, or packed earth may result in serious injury from falls.



Harmony Center

20-130702

Ages: 5-12 years

ASTM Use Zone: 60'6" x 40'11" | 1844 cm x 1247 cm

Capacity: 55-65 kids

Fall Height: 8'0" | 244 cm

Pictured: Missouri Psychiatric Center, Columbia, MO

PRICE: \$91,742

Color Palette: Custom

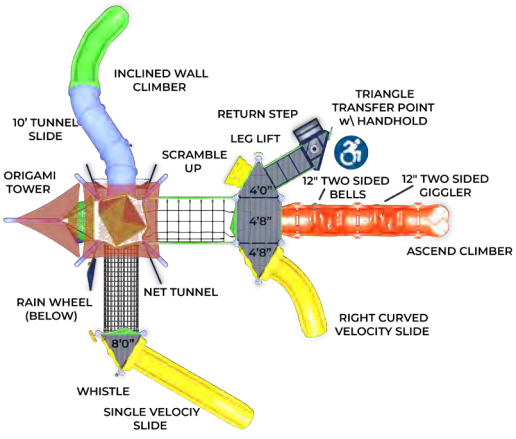
Freestanding equipment sold separately.



This soaring Origami Tower provides elevated levels of challenge for children 5-12 years old, while a coordinating structure meets the needs of 2-5 year-olds.



Warning: Installation over a hard surface such as concrete, asphalt, or packed earth may result in serious injury from falls.



Sunshine Express

20-130090

Ages: 5-12 years
 ASTM Use Zone: 46'9" x 50'8" | 1425 cm x 1544 cm
 Capacity: 70-80 kids
 Fall Height: 10'0" | 305 cm
 Pictured: Blueberry Hill Park, Pittsburgh, PA
 PRICE: \$122,333

Color Palette: Bubblegum
 Freestanding equipment sold separately.

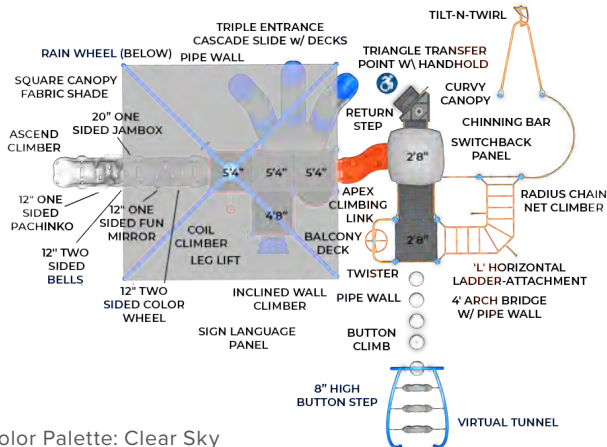




Ask your Recreation Consultant how your project can qualify to be a National Demonstration Site for physical activity!



Warning: Installation over a hard surface such as concrete, asphalt, or packed earth may result in serious injury from falls.



Time Traveler

20-130092

Ages: 5-12 years

ASTM Use Zone: 61'9" x 54'8" | 1882 cm x 1666 cm

Capacity: 55-65 Kids

Fall Height: 8'0" | 244 cm

Pictured: Rosecliff Park, Pittsburgh, PA

PRICE: \$88,042

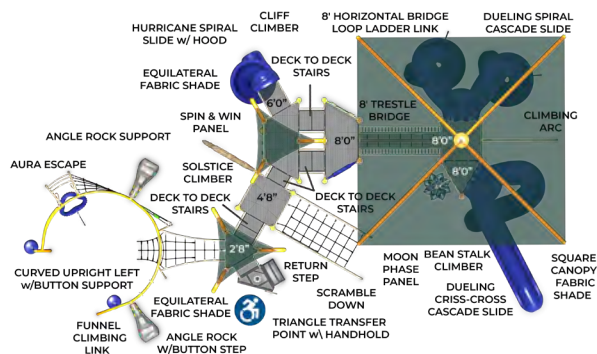
Color Palette: Clear Sky
Freestanding equipment sold separately.



Combining
a traditional
deck structure
with a deckless unit
encourages increased
physical activity.



Warning: Installation over a hard surface such as concrete, asphalt, or packed earth may result in serious injury from falls.



Pirate's Cove

20-130077

Ages: 5-12 years

ASTM Use Zone: 64'6" x 42'9" | 1966 cm x 1303 cm

Capacity: 75-85 kids

Fall Height: 8'0" | 244 cm

Pictured: Solana Santa Fe Elementary School, Rancho Santa Fe, CA

PRICE: \$129,533

Color Palette: Custom

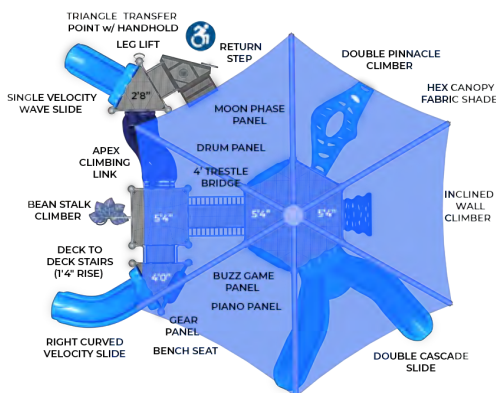
Freestanding equipment sold separately.



Integrated shade helps cool down temperatures as well as improve the overall aesthetic!

Rubber Surfacing

Unitary rubber surfacing provides superior impact absorption and can be customized for added play value.



Gulliver's Travels

20-130088

Ages: 2-5 or 5-12 years

ASTM Use Zone: 39'5" x 37'1" | 1201 cm x 1130 cm

Capacity: 50-60 kids


Fall Height: 5'4" | 163 cm

Pictured: Richland Community Park, Pittsburgh, PA

PRICE: \$66,902

Color Palette: Custom

Freestanding equipment sold separately.

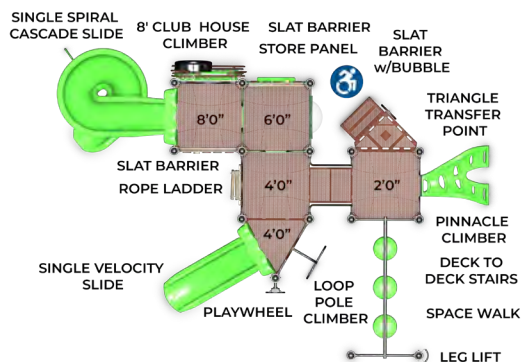


Tree Fort theming allows the playground structure to seamlessly blend in with the natural green space.

Multiple Climbing Activities

Providing a wide variety of climbing events allow children to experience graduated levels of challenge in the play space.

Warning: Installation over a hard surface such as concrete, asphalt, or packed earth may result in serious injury from falls.



Backwoods

20-109418C

Ages: 5-12 years

ASTM Use Zone: 37'6" x 30'5" | 1143 cm x 927 cm

Capacity: 30-40 kids

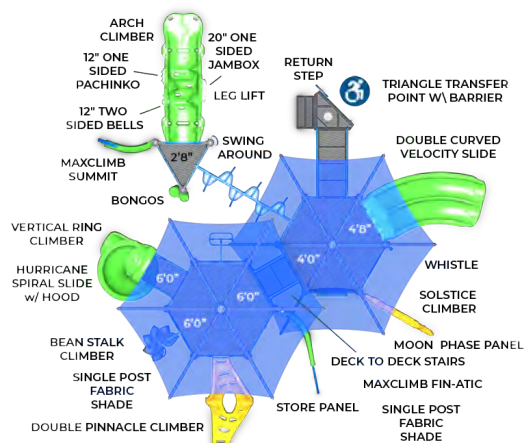
Fall Height: 8'0" | 244 cm

Pictured: Oakwood Hills Park, Columbia, MO

PRICE: \$48,804

Color Palette: Inspire

Freestanding equipment sold separately.



Royal Quest

20-130081

Ages: 5-12 years

ASTM Use Zone: 40'8" x 38'9" | 1240 cm x 1181 cm

Capacity: 60-70 kids

Fall Height: 8'0" | 244 cm

Pictured: La Costa Meadows School, Carlsbad, CA

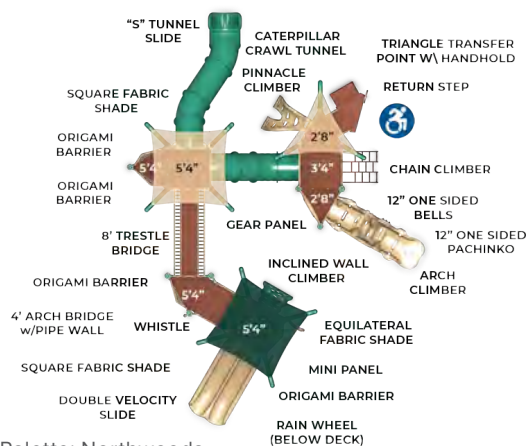
PRICE: \$75,382

Color Palette: Spring

Freestanding equipment sold separately.



Warning: Installation over a hard surface such as concrete, asphalt, or packed earth may result in serious injury from falls.



Sailmaker

20-130701

Ages: 2-5 or 5-12 years

ASTM Use Zone: 39'5" x 50'4" | 1201 cm x 1534 cm

Capacity: 45-55 kids

Fall Height: 5'4" | 163 cm

Pictured: Hampton Street, Darlington, SC

PRICE: \$66,197

Color Palette: Northwoods
Freestanding equipment sold separately.



The fun, new Parasol Canopy Roofs add a whimsical aesthetic as well as providing shade to playground structures.

Up Town

20-130782

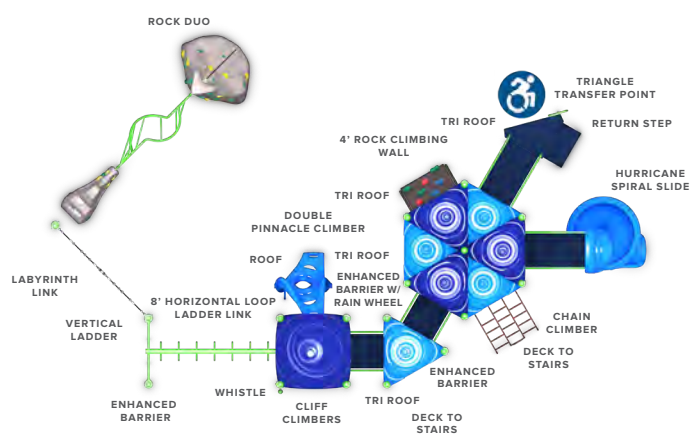
Ages: 5-12 years

ASTM Use Zone: 48'2" x 34'7" | 1468 cm x 1054 cm

Capacity: 40-50 kids

Fall Height: 8'0" | 244 cm

PRICE: \$64,733

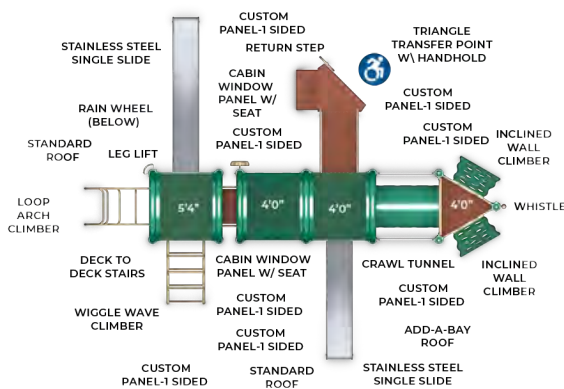


Color Palette: Waterfall
 Freestanding equipment sold separately.



This NatureGrounds NDS site integrates the living landscape in the play space, elevating the engagement of play.

Warning: Installation over a hard surface such as concrete, asphalt, or packed earth may result in serious injury from falls.



Conway Express

20-130976

Ages: 2-5 or 5-12 years
 ASTM Use Zone: 37'5" x 32'8" | 1140 cm x 996 cm
 Capacity: 35-45 kids
 Fall Height: 4'0" | 122 cm
 Pictured: Sherwood Park, Conway, SC
 PRICE: \$62,197

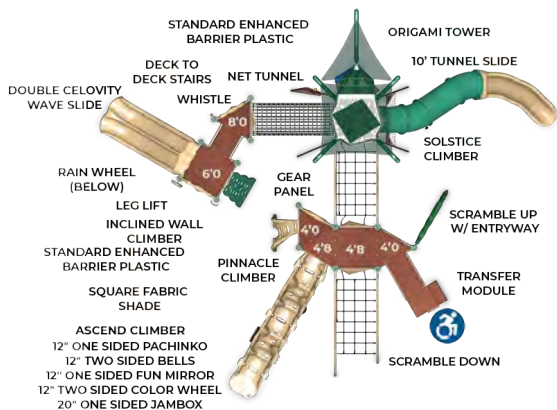
Color Palette: Northwoods
 Freestanding equipment sold separately, and additional landscaping is required to meet NatureGrounds designation.





The Origami Treetop structure mimics the look of a childhood treehouse in this natural setting.

Warning: Installation over a hard surface such as concrete, asphalt, or packed earth may result in serious injury from falls.



Origami Treetop

20-130994

Ages: 5-12 years

ASTM Use Zone: 56'9" x 44'2" | 1730 cm x 1346 cm

Capacity: 80-90 kids

Fall Height: 10'0" | 305 cm

Pictured: Hampton Street Playground, Darlington, SC

PRICE: \$149,006

Color Palette: Northwoods
Freestanding equipment sold separately.





Warning: Installation over a hard surface such as concrete, asphalt, or packed earth may result in serious injury from falls.

Sundancer

20-122265D

Ages: 5-12 years

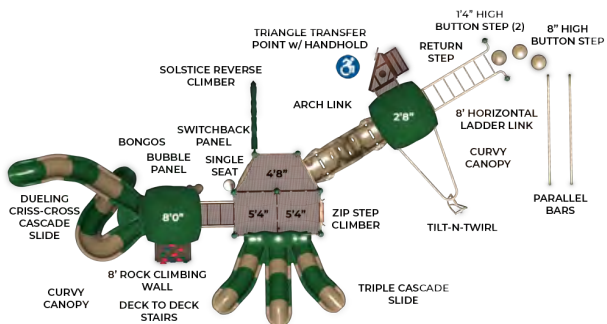
ASTM Use Zone: 66'4" x 38'3" | 2022 cm x 1166 cm

Capacity: 60-70 kids

Fall Height: 8'0" | 244 cm

Pictured: Santa Monica Catholic Church, Edmond, OK

PRICE: \$58,598



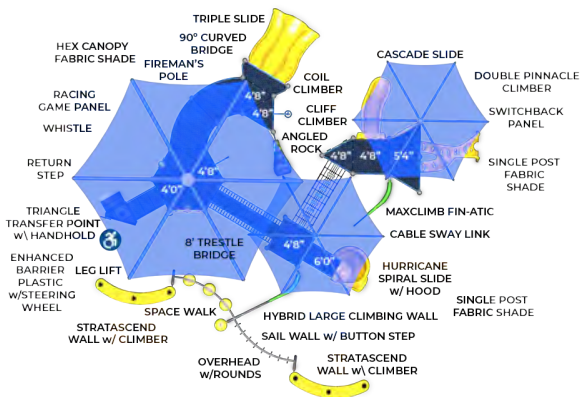
Color Palette: Custom

Freestanding equipment sold separately.





Warning: Installation over a hard surface such as concrete, asphalt, or packed earth may result in serious injury from falls.



Stone Fort Inn

20-130082

Ages: 5-12 years

ASTM Use Zone: 54'8" x 55'8" | 1666 cm x 1697 cm

Capacity: 45-55 kids

Fall Height: 8'0" | 244 cm

Pictured: La Costa Meadows Elementary, Carlsbad, CA

PRICE: \$123,093

Color Palette: Spring

Freestanding equipment sold separately.

The double level decks on this structure provide elevated levels of challenge and play opportunities.



ENHANCED BARRIER PLASTIC W/RAIN WHEEL (2'0" DECK)

VERTICAL ACCESS LADDER (2'0" DECK)

SINGLE SPIRAL CASCADE SLIDE

TRIANGLE TRANSFER POINT

INCLINED WALL CLIMBER (2'0" DECK)

WHISTLE SEAT FOR TWO AND TABLE CURVY CANOPY



MINI PANEL BENCH SEAT HOUSE PANEL

DOUBLE PINNACLE CLIMBER

EQUILATERAL FABRIC SHADE

DOUBLE CASCADE SLIDE

BUZZ GAME PANEL (2'0" DECK)

CLIFF CLIMBER

Blue Moon

20-130102

Ages: 5-12 years

ASTM Use Zone: 38'0" x 31'0" | 1158 cm x 945 cm

Capacity: 45-55 kids

Fall Height: 8'0" | 244 cm

Pictured: Richland Township, Pittsburgh, PA

PRICE: \$49,304

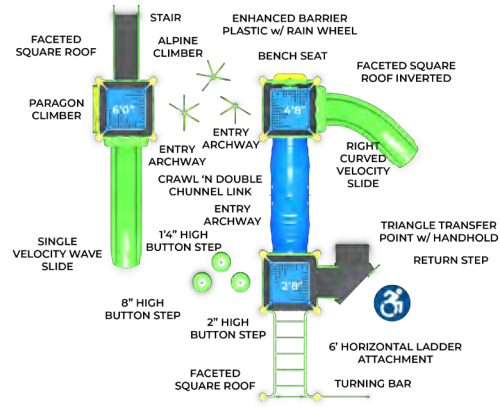
Color Palette: Custom

Freestanding equipment sold separately.

Funnel Chunnel Links allow children to access two different play decks. The ample space also promotes socialization.



Warning: Installation over a hard surface such as concrete, asphalt, or packed earth may result in serious injury from falls.



Star Shine

20-125574

Ages: 5-12 years

ASTM Use Zone: 35'10" x 39'9" | 1092 cm x 1212 cm

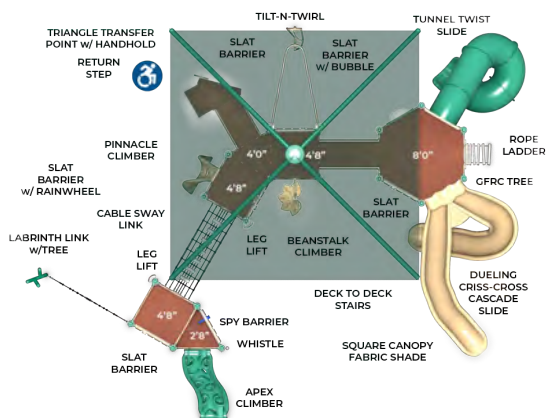
Capacity: 35-45 kids

Fall Height: 7'6" | 229 cm

Pictured: First Baptist Church, Darlington, SC

PRICE: \$41,800

Color Palette: Energetic
Freestanding equipment sold separately.



Village Green

20-122404A

Ages: 5-12 years

ASTM Use Zone: 53'0" x 44'10" | 1615 cm x 1367 cm

Capacity: 60-70 kids

Fall Height: 8'0" | 244 cm

Pictured: Mayfield Junior School, Pasadena, CA

PRICE: \$103,046

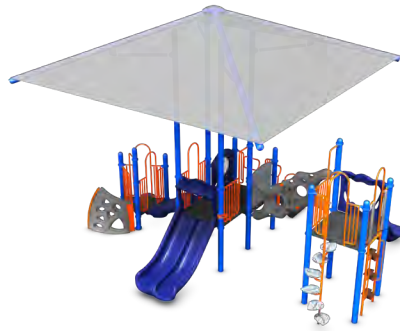
Color Palette: Northwoods

Freestanding equipment sold separately.

Quick Picks

Use these design ideas and price points as starters for your upcoming project! To view the details of the structures listed visit playandpark.com

Above \$43,000



Jamboree | 20-130975

Ages: 5-12
Capacity: 35-45 kids
ASTM Use Zone:
32'1" x 37'1"
PRICE: \$45,764



Pipe Dreams | 20-122135

Ages: 5-12
Capacity: 20-30 kids
ASTM Use Zone:
38'0" x 30'8"
PRICE: \$43,571

\$32,000 - \$43,000



Bluebell | 20-130780

Ages: 5-12
Capacity: 30-40 kids
ASTM Use Zone:
32'5" x 37'5"
PRICE: \$33,540



Briar Grove | 20-122131

Ages: 5-12
Capacity: 30-40 kids
ASTM Use Zone:
33'5" x 35'5"
PRICE: \$41,153



Holiday | 20-130783

Ages: 2-5 or 5-12
Capacity: 25-35 kids
ASTM Use Zone:
37'11" x 28'5"
PRICE: \$42,420

Under \$32,000



Climbing Cove | 20-94436

Ages: 2-5
Capacity: 20-30 kids
ASTM Use Zone:
32'2" x 26'6"
PRICE: \$26,341



Parachute | 20-130970

Ages: 2-5 or 5-12
Capacity: 20-30 kids
ASTM Use Zone:
34'5" x 36'1"
PRICE: \$31,171



Fun Fort | 20-130971

Ages: 2-5 or 5-12
Capacity: 30-40 kids
ASTM Use Zone:
29'11" x 26'9"
PRICE: \$28,692

Boulder SCAPES

PLAY SYSTEMS



Boulderscapes

Systems allow children ages 5-12 to BOLDLY go beyond a traditional playground experience by offering a variety of paths and problem solving opportunities. Multiple net angles, rock heights, and textured climbing surfaces inspire physical and cognitive challenges, propelling children to creatively plan their horizontal and vertical ascents and descents.

- Visually Appealing
- Variety of Climbing Angles
- Inspires Route Planning
- Promotes Advanced Challenges

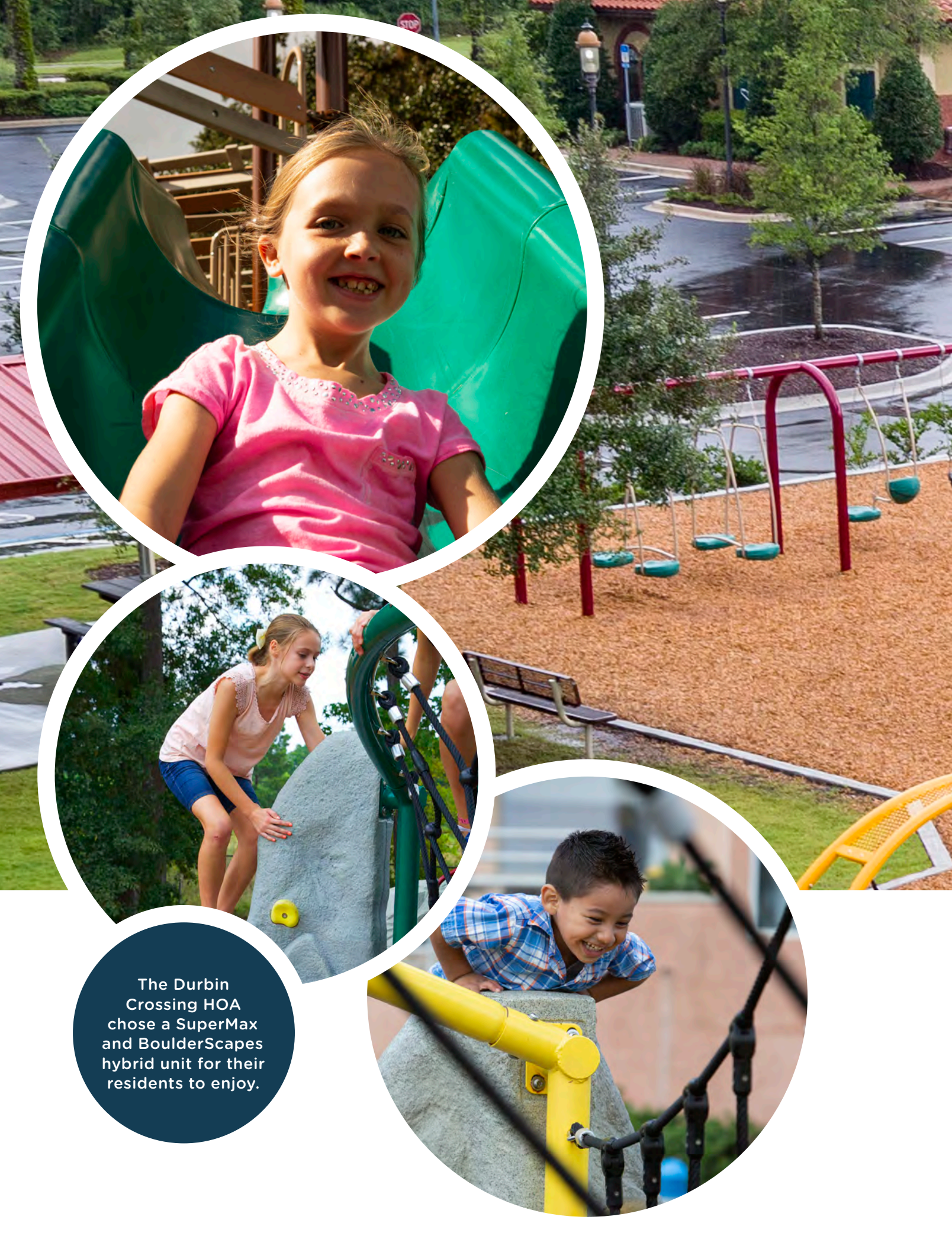
Variety

Multiple angles, heights, and links promote a variety of problem solving opportunities.





The Durbin Crossing HOA chose a SuperMax and BoulderScapes hybrid unit for their residents to enjoy.





Warning: Installation over a hard surface such as concrete, asphalt, or packed earth may result in serious injury from falls.

Ravenswood

20-130073

Ages: 5-12 years

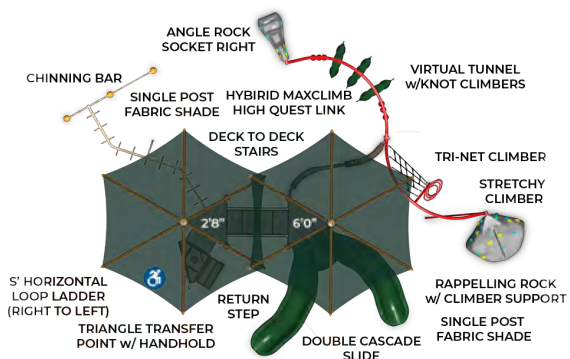
ASTM Use Zone: 49'2" x 40'3" | 1499 cm x 1227 cm

Capacity: 30-40 kids

Fall Height: 8'0" | 244 cm

Pictured: Durbin Crossing, St. John, FL

PRICE: \$58,354



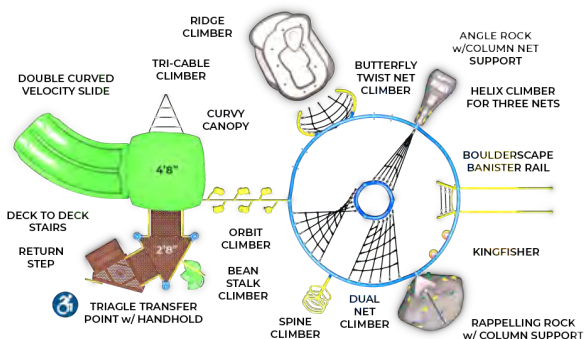
Color Palette: River Rock
 Freestanding equipment sold separately.





Combining SuperMax and BoulderScapes allows more children to play in high traffic public parks.

Warning: Installation over a hard surface such as concrete, asphalt, or packed earth may result in serious injury from falls.



Paragon

20-112349

Ages: 5-12 years

ASTM Use Zone: 49'2" x 34'0" | 1499 cm x 1036 cm

Capacity: 25-35 kids

Fall Height: 8'0" | 244 cm

Pictured: Cesar Chavez Park, San Diego, CA

PRICE: \$58,794

Color Palette: Custom
Freestanding equipment sold separately.



Connecting BoulderScapes with a SuperMax traditional structure creates a whole new level of lateral climbing fun for children ages 5-12 years.

Mystic Maze

20-130080

Ages: 5-12 years

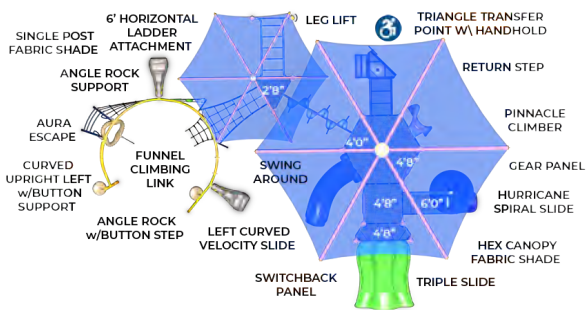
ASTM Use Zone: 42'1" x 52'0" | 1283 cm x 1585 cm

Capacity: 55-65 kids

Fall Height: 8'0" | 244 cm

Pictured: Twin Oaks Elementary, San Marcos, CA

PRICE: \$86,458



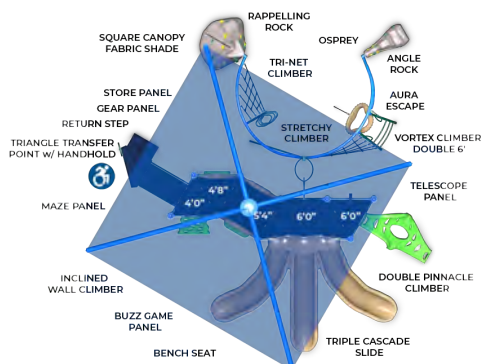
Color Palette: Custom

Freestanding equipment sold separately.



Hybrid designs like the Grand Vista combine a SuperMax structure with Boulderscapes, granting children access to increased physical challenges.

Warning: Installation over a hard surface such as concrete, asphalt, or packed earth may result in serious injury from falls.



Grand Vista

20-112903

Ages: 5-12 years

ASTM Use Zone: 39'0" x 41'3" | 1189 cm x 1257 cm

Capacity: 45-55 kids

Fall Height: 8'0" | 244 cm

Pictured: Water's End HOA, Carlsbad, CA

PRICE: \$66,357

Color Palette: Custom

Freestanding equipment sold separately.





This Duramax and Boulderscapes hybrid unit offers a variety of play activities at this seaside location.

Warning: Installation over a hard surface such as concrete, asphalt, or packed earth may result in serious injury from falls.

Shoreline Park

10-122402

Ages: 5-12 years

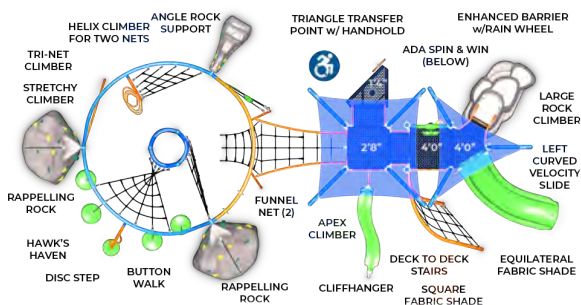
ASTM Use Zone: 49'10" x 30'10" | 1519 cm x 940 cm

Capacity: 40-50 kids

Fall Height: 8'0" | 244 cm

Pictured: Shoreline Park, San Diego, CA

PRICE: \$68,663



Color Palette: Custom

Freestanding equipment sold separately.



Phoenix Twist

67882

ASTM Use Zone: 19'1" x 31'10" | 582 cm x 971 cm

Capacity: 15-20 kids

Fall Height: 8'0" | 244 cm

Pictured: Bay Area Park, Houston, TX

PRICE: \$15,816



Heron

67006

ASTM Use Zone: 18' 3" x 30' 9" | 556 cm x 529 cm

Capacity: 15-20 kids

Fall Height: 8'0" | 244 cm

Pictured: La Mirada Elementary, San Marcos, CA

PRICE: \$12,896





Open Sight Lines
provide excellent
supervision qualities.

Sparrow

67004

ASTM Use Zone: 17'4" x 30'10" | 529 cm x 940 cm

Capacity: 10-15 kids

Fall Height: 8'0" | 244 cm

Pictured: Edna Mae Park, Houston, TX

PRICE: \$14,600



Warning: Installation over a hard surface such as concrete, asphalt, or packed earth may result in serious injury from falls.

**Cables offer challenging
climbing opportunities for
maximum fun!**

Raptor

67009

ASTM Use Zone: 28'2" x 34'6" | 859 cm x 1052 cm

Capacity: 20-25 kids

Fall Height: 8'0" | 244 cm

Pictured: Warner Park, Chattanooga, TN

PRICE: \$19,371

DURAMAX

PLAY SYSTEMS





Maximize play value for more compact spaces

DuraMax offers the same great play value as SuperMax in a smaller footprint. The affordable option when space and budget considerations are most important.

Quality and Value you can Trust

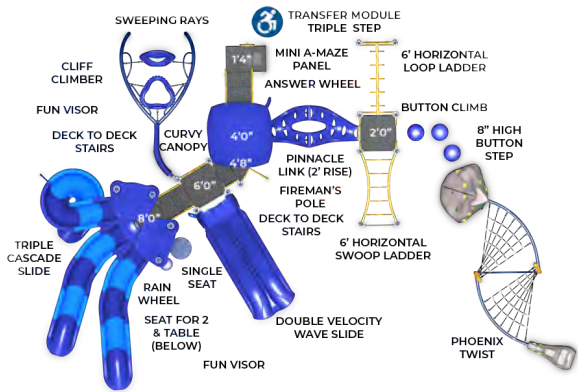
- Durable 3 1/2" diameter posts accommodate a variety of components
- 36" punched steel decks maximize durability and function
- Meets play requirements without breaking the budget



Hancock School students enjoy the combination of a traditional play structure coupled with freestanding elements that promote lateral movement and activity.



Warning: Installation over a hard surface such as concrete, asphalt, or packed earth may result in serious injury from falls.



Jake's Junction

10-130074

Ages: 5-12 years

ASTM Use Zone: 56'3" x 43'10" | 1715 cm x 1336 cm

Capacity: 60-70 kids

Fall Height: 8'0" | 244 cm

Pictured: Lincoln Hancock School, Quincy, MA

PRICE: \$80,891

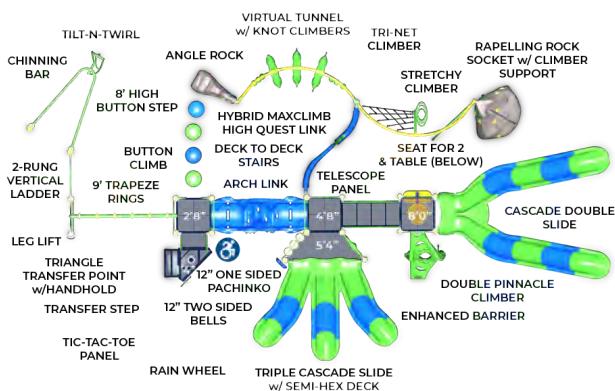
Color Palette: Custom
Freestanding equipment sold separately.





Adding wear mats at slide exits helps maintain proper surfacing levels.

Warning: Installation over a hard surface such as concrete, asphalt, or packed earth may result in serious injury from falls.



Over the Rainbow

10-130084

Ages: 5-12 years

ASTM Use Zone: 64'0" x 39'2" | 1951 cm x 1194 cm

Capacity: 60-70 kids

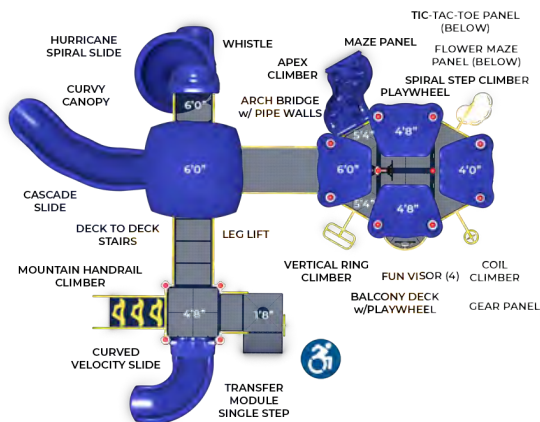
Fall Height: 8'0" | 244 cm

Pictured: Marti Park, Pittsburgh, PA

PRICE: \$79,827

Color Palette: Energetic

Freestanding equipment sold separately.



Castle Park

10-130075

Ages: 5-12 years

ASTM Use Zone: 34'1" x 38'7" | 1039 cm x 1176 cm

Capacity: 55-65 kids

Fall Height: 6'0" | 183 cm

Pictured: Diamond School District, Diamond, MO

Price: \$61,066

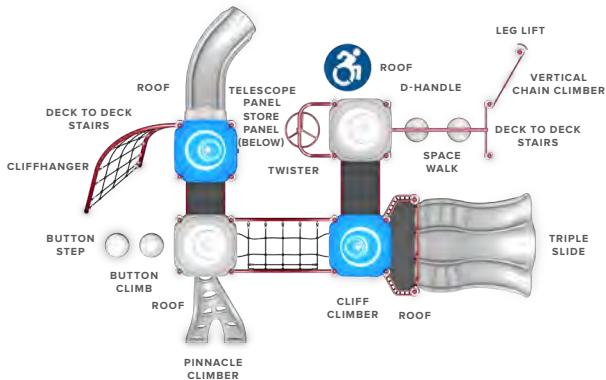
Color Palette: Basics

Freestanding equipment sold separately.

Mix two different colors with the new Parasol Canopy Roofs to add a playful element to your structure.



Warning: Installation over a hard surface such as concrete, asphalt, or packed earth may result in serious injury from falls.



Twilight

10-130775

Ages: 5-12 years

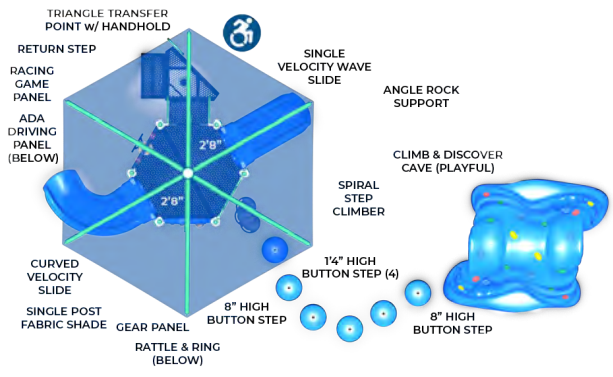
ASTM Use Zone: 38'9" x 31'7" | 1212 cm x 963 cm

Capacity: 25-35 kids

Fall Height: 4'8" | 142 cm

Price: \$52,853

Color Palette: Savannah
Freestanding equipment sold separately.



Kiddie Mover

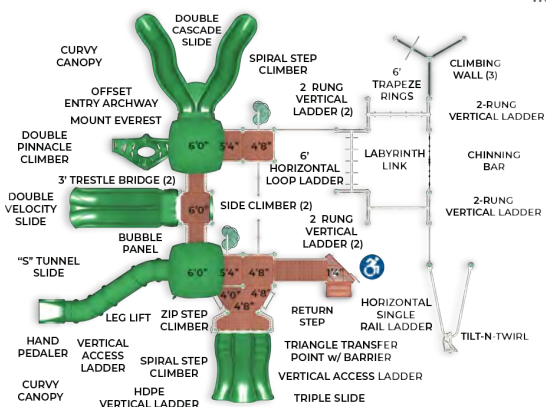
10-122138

Ages: 2-5 years
 ASTM Use Zone: 35'3" x 38'5" | 1079 cm x 1171 cm
 Capacity: 20-30 kids
 Fall Height: 2'8" | 82 cm
 Pictured: Donehoo Elementary, Gadsden, AL
 PRICE: \$28,710

Color Palette: Custom
 Freestanding equipment sold separately.



Warning: Installation over a hard surface such as concrete, asphalt, or packed earth may result in serious injury from falls.



Banyan Tree

10-122139

Ages: 5-12 years

ASTM Use Zone: 49'8" x 54'0" | 1514 cm x 1646 cm

Capacity: 65-85 kids

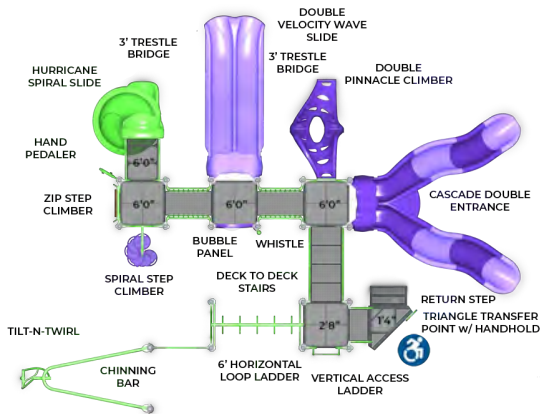
Fall Height: 8'0" | 244 cm

Pictured: Nottingham HOA, Houston, TX

PRICE: \$94,925

Color Palette: Custom

Freestanding equipment sold separately.



Bear Hollow

10-130094

Ages: 5-12 years

ASTM Use Zone: 45'8" x 38'0" | 1392 cm x 1158 cm

Capacity: 45-55 kids

Fall Height: 8'0" | 244 cm

Pictured: Bear Hollow Playground, Murrysville, PA

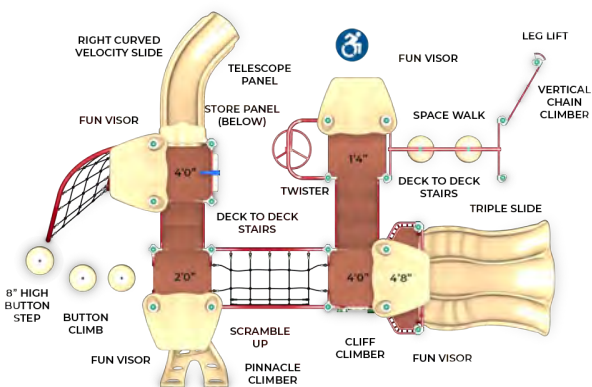
PRICE: \$55,716

Color Palette: Peacock

Freestanding equipment sold separately.



Warning: Installation over a hard surface such as concrete, asphalt, or packed earth may result in serious injury from falls.



Cable Crossing

10-109416

Ages: 5-12 years

ASTM Use Zone: 38'9" x 31'7" | 1181 cm x

963 cm Capacity: 25-35 kids

Fall Height: 4'8" | 143 cm

Pictured: Pacific Highlands HOA, San Diego, CA

PRICE: \$47,940

Color Palette: Custom

Freestanding equipment sold separately.



Endurance Run

10-130508

Ages: 25-35 kids

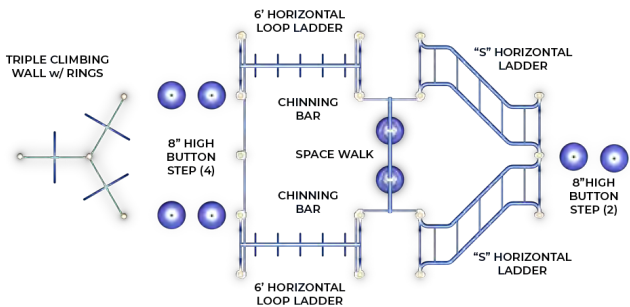
ASTM Use Zone: 41'10" x 24'6" | 1275 cm x 747 cm

Capacity: 25-35 kids

Fall Height: 8'0" | 244 cm

Pictured: Cary Woods Elementary School, Auburn, AL

PRICE: \$24,499



Color Palette: Earth

Freestanding equipment sold separately.



Color Palette: Clear Sky

Elevate the challenge by Integrating creative surfacing that inspires competition.

Ninja Challenge

10-118839

Ages: 5-12 years

ASTM Use Zone: 38'8" x 36'8" | 1178 cm x 1118 cm

Capacity: 35-45 kids

Fall Height: 8'0" | 244 cm

PRICE: \$33,584



Color Palette: Clear Sky

A whole new level! Take play to a whole new level by adding the hottest new trend in challenging playscapes!

Hercules Course

10-118803

Ages: 5-12 years

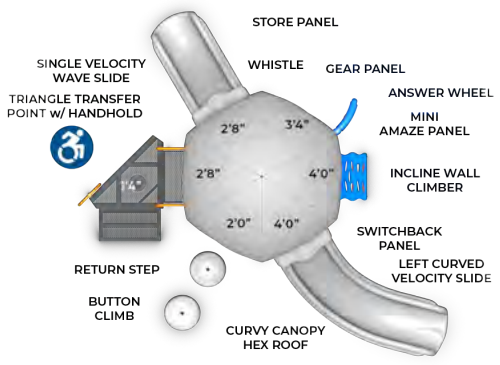
ASTM Use Zone: 57'7" x 33'8" | 1755 cm x 1026 cm

Capacity: 50-60 kids

Fall Height: 8'0" | 244 cm

PRICE: \$45,096

Warning: Installation over a hard surface such as concrete, asphalt, or packed earth may result in serious injury from falls.



Round Rover

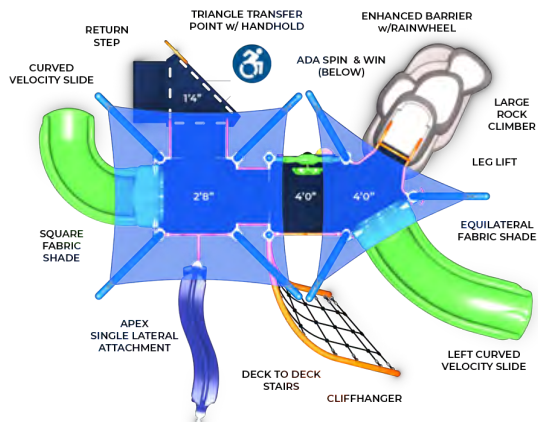
10-130093

Ages: 2-5 years
 ASTM Use Zone: 26'10" x 25'10" | 818 cm x 787 cm
 Capacity: 20-30 kids
 Fall Height: 4'0" | 122 cm
 Pictured: Rosecliff Park, Pittsburgh, PA
 PRICE: \$24,600

Color Palette: Clear Sky
 Freestanding equipment sold separately.



Warning: Installation over a hard surface such as concrete, asphalt, or packed earth may result in serious injury from falls.



Summit Fun

10-118808

Ages: 5-12 years

ASTM: 31'9" x 26'9" | 968 cm x 815 cm

Capacity: 15-25 kids

Fall Height: 4'0" | 122 cm

Pictured: Windward HOA, Oceanside, CA

PRICE: \$34,532

Color Palette: Custom
Freestanding equipment sold separately.

Quick Picks

Use these design ideas and price points as starters for your upcoming project! To view the details of the structures listed visit playandpark.com

Under \$25,000



Whistle Stop | 10-130778

Ages: 2-5 or 5-12
Capacity: 15-25 kids
ASTM Use Zone:
30'1" x 24'3"
PRICE: \$21,467



Mustang | 10-130993

Ages: 2-5
Capacity: 30-35 kids
ASTM Use Zone:
32'1" x 23'5"
PRICE: \$25,870

\$25,000 - \$32,000



Calico Corner | 10-130978

Ages: 2-5
Capacity: 30-40 kids
ASTM Use Zone:
29'6" x 30'8"
PRICE: \$31,573



Riddle Me | 10-130776

Ages: 2-5 or 5-12
Capacity: 20-25 kids
ASTM Use Zone:
42'9" x 32'3"
PRICE: \$24,930



Sugarland | 10-130988

Ages: 2-5 or 5-12
Capacity: 25-35 kids
ASTM Use Zone:
32'6" x 22'1"
PRICE: \$25,250

Above \$32,000



Yosemite | 10-130982

Ages: 2-5 or 5-12
Capacity: 35-40 kids
ASTM Use Zone:
32'5" x 29'0"
PRICE: \$39,374



Cloudland | 10-130991

Ages: 2-5 or 5-12
Capacity: 35-40 kids
ASTM Use Zone:
31'9" x 32'10"
PRICE: \$32,429



Trike Town | 10-104213

Ages: 2-5
Capacity: 25-35 kids
ASTM Use Zone:
31'10" x 30'3"
PRICE: \$34,841



Village News | 10-130980

Ages: 2-5
 Capacity: 10-20 kids
 ASTM Use Zone:
 26'1" x 26'1"
 PRICE: \$21,654



Pacific Breeze | 10-122149

Ages: 5-12
 Capacity: 20-30 kids
 ASTM Use Zone:
 30'9" x 27'11"
 PRICE: \$22,599



Sparkle | 10-130979

Ages: 2-5
 Capacity: 15-25 kids
 ASTM Use Zone:
 24'11" x 26'2"
 PRICE: \$23,864



Arcadia | 10-130992

Ages: 2-5 or 5-12
 Capacity: 35-40 kids
 ASTM Use Zone:
 33'9" x 23'3"
 PRICE: \$25,854



Shady Acres | 10-130983

Ages: 2-5 or 5-12
 Capacity: 25-35 kids
 ASTM Use Zone:
 21'6" x 29'11"
 PRICE: \$29,361



Sunsetter | 10-104191

Ages: 2-5
 Capacity: 20-30 kids
 ASTM Use Zone:
 42'0" x 42'0"
 PRICE: \$32,231



Citadel | 10-130777

Ages: 2-5 or 5-12 years
 Capacity: 25-35 kids
 ASTM Use Zone:
 33'6" x 24'8"
 PRICE: \$35,435



Mockingbird | 10-130981

Ages: 2-5 or 5-12
 Capacity: 45-55 kids
 ASTM Use Zone:
 39'1" x 20'11"
 PRICE: \$36,379



Wild Rivers | 10-130990

Ages: 2-5 or 5-12
 Capacity: 35-45 kids
 ASTM Use Zone:
 32'7" x 33'0"
 PRICE: \$36,530


totmax

PLAY SYSTEMS



Durability

Built using durable 36" coated punched decks at heights up to 5' 4". Sturdy 3-1/2" diameter galvanized steel or aluminum withstands heavy commercial use and is also ideal in a private setting.



20 Reproducible Learning Cards

Educators use the Outdoor Creative Play & Learning System Preschool Activity Folder to nurture the imaginations of children and to offer meaningful experiences and healthy child development.



Selection

Dual slides and multiple climber variations create unique spaces to fit your specific needs.

Appropriate for a Younger Audience

Designed for early childhood, totmax play systems provide an environment that promotes imagination and creative play while encouraging social and cognitive development. Each design considers the size and shape of preschoolers.

For children ages 2-5 years

A totmax playground is a lasting investment that will instill parental confidence in any facility. Durable, inspiring, and developmentally appropriate. Freestanding components promote imagination and creativity.

The addition of natural looking turf surfacing adds a sensory element to the play space.



Sugar Plum

10-122718

Ages: 2-5 years

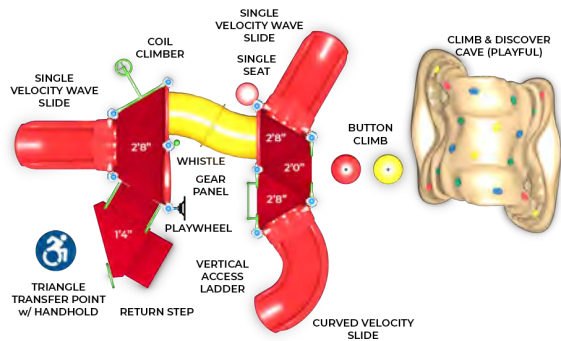
ASTM Use Zone: 37'11" x 26'6" | 1156 cm x 808 cm

Capacity: 35-45 kids

Fall Height: 4'0" | 122 cm

Pictured: Newton Diamond School District, Diamond, MO

PRICE: \$26,033

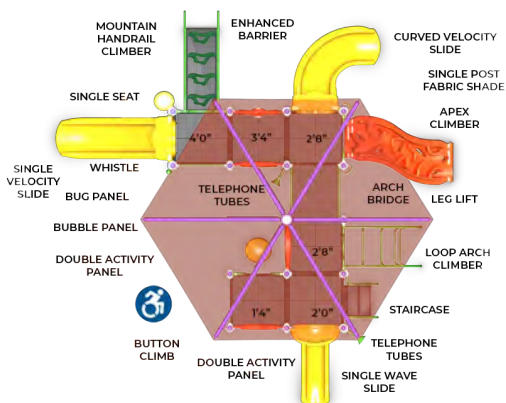


Color Palette: Spirited

Freestanding equipment sold separately.



Warning: Installation over a hard surface such as concrete, asphalt, or packed earth may result in serious injury from falls.



Cassidy

10-130089

Ages: 2-5 years

ASTM Use Zone: 33'0" x 33'0" | 1106 cm x 1006 cm

Capacity: 45-55 kids

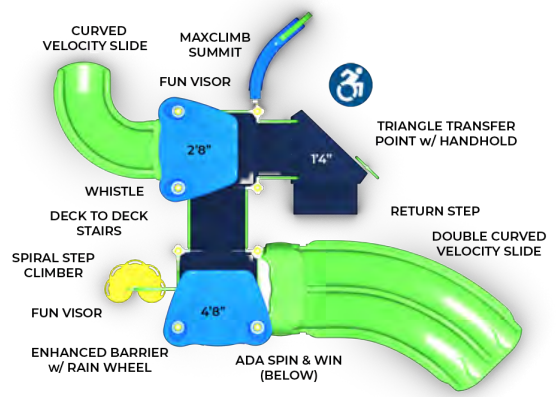
Fall Height: 4'0" | 122 cm

Pictured: Blueberry Hill Park, Pittsburgh, PA

PRICE: \$40,646

Color Palette: Bubbegum

Freestanding equipment sold separately.



Bipity Bop

10-130085

Ages: 2-5 years

ASTM Use Zone: 29'9" x 26'11" | 907 cm x 820 cm

Capacity: 20-30 kids

Fall Height: 5'0" | 152 cm

Pictured: Marti Park, Pittsburgh, PA

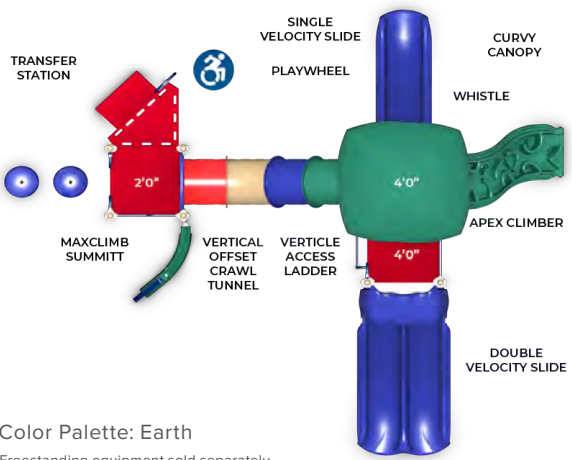
PRICE: \$23,298

Color Palette: Energetic
 Freestanding equipment sold separately.

Our best-selling early childhood playground is ideal for parks, schools and communities.



Warning: Installation over a hard surface such as concrete, asphalt, or packed earth may result in serious injury from falls.



Color Palette: Earth
Freestanding equipment sold separately.

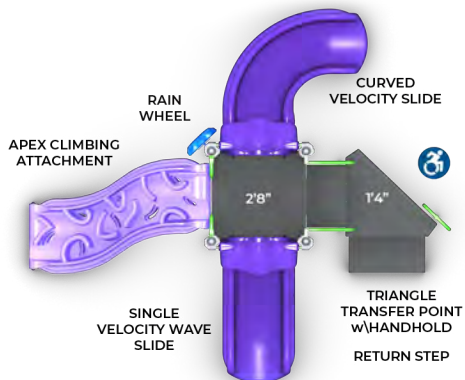
Kiddie Crawl

10-130505

Ages: 2-5 years
 ASTM Use Zone: 34'11" x 31'11" | 1064 cm x 973 cm
 Capacity: 25-35 kids
 Fall Height: 4'0" | 122 cm
 Pictured: First United Methodist Church, Hueytown, AL
 PRICE: \$24,408



Warning: Installation over a hard surface such as concrete, asphalt, or packed earth may result in serious injury from falls.



Regal

10-130096

Ages: 2-5 years

ASTM Use Zone: 25'4" x 24'5" | 772 cm x 744 cm

Capacity: 10-15 kids

Fall Height: 2'8" | 81 cm

Pictured: Bear Hollow, Murrysville, PA

PRICE: \$9,934

Color Palette: Peacock

Freestanding equipment sold separately.

Quick Picks

Use these design ideas and price points as starters for your upcoming project! To view the details of the structures listed, visit playandpark.com

\$20,000 - \$25,000



Funshine | 10-94431

Ages: 2-5
Capacity: 15-20 kids
ASTM Use Zone: 26'6" x 22'1"
PRICE: \$23,340



Westley | 10-96697

Ages: 2-5
Capacity: 20-30 kids
ASTM Use Zone: 28'0" x 28'0"
PRICE: \$21,098

Under \$20,000



Tot Lot | 10-94434

Ages: 2-5
Capacity: 10-20 kids
ASTM Use Zone: 21'2" x 24'1"
PRICE: \$12,346



Launch Pad | 10-95257


Ages: 2-5
Capacity: 10-15 kids
ASTM Use Zone: 25'9" x 21'0"
PRICE: \$9,409



Mariner | 10-115802

Ages: 2-5
Capacity: 20-30 kids
ASTM Use Zone: 26'5" x 22'1"
PRICE: \$19,491

Freestanding Play Events



Flight Jet | 66517

Width: 84" | 213 cm
Length: 84" | 213 cm
ASTM Use Zone:
19' x 19' | 580 cm x 580 cm
Capacity: 3 kids
PRICE: \$4,071



Fire Truck Cab | 66525

Elevation: 67" | 170 cm
Width: 43" | 110 cm
Length: 77" | 200 cm
ASTM Use Zone:
18' 6" x 16' 11" | 560 cm x 520 cm
Capacity: 6 kids
PRICE: \$10,016



Ships Bow | 67696

Width: 12' 7" | 380 cm
Length: 21' 7" | 660 cm
ASTM Use Zone:
21' 7" x 12' 7" | 660 cm x 380 cm
Capacity: 8-10 kids
PRICE: \$2,634

Horizons

PLAY SYSTEMS



Horizons Systems

Create a sense of accomplishment and success as children challenge themselves to make it from one side to another without touching the ground.



Be Active

Horizons Play Systems offer a fun way for children to get outside and be more active than ever before. The unique deckless systems offer continuous play with no predetermined path and are fitness-focused with multiple overhead, balancing, core, and climbing events.



Optical Infusion

40-95522

Ages: 5-12 years

ASTM Use Zone: 57'10" x 35'11" | 1763 cm x 1095 cm

Capacity: 60-70 kids

Fall Height: 8'0" | 244 cm

Pictured: Richland Township Park, Pittsburgh, PA

Color Palette: Custom

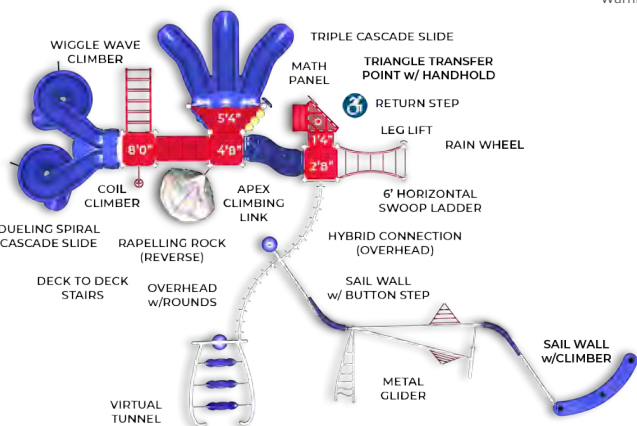
Freestanding equipment sold separately.

PRICE: \$61,045





Warning: Installation over a hard surface such as concrete, asphalt, or packed earth may result in serious injury from falls.



Patriot

10-112902A

Ages: 5-12 years

ASTM Use Zone: 69'3" x 49'8" | 2111 cm x 1514 cm

Capacity: 105-115 kids

Fall Height: 8'0" | 244 cm

Pictured: Jessup Elementary School, Houston, TX

PRICE: \$86,631

Color Palette: United

Freestanding equipment sold separately.

early horizons

PLAY SYSTEMS



Early Horizons Systems

Designed specifically for the little hands and feet of children ages 2-5, these deckless structures make everything climbable!

Flexibility

The unique design encourages imagination and promotes confidence while enabling children to make decisions in the way they play while building key developmental skills.

Wonderworks

40-130840

Ages: 2-5 years

ASTM Use Zone: 29'7" x 34'1" | 902 cm x 1039 cm

Capacity: 10-20 kids

Fall Height: 4'0" | 122 cm

Pictured: Adams Elementary School, San Diego, CA

Color Palette: Custom

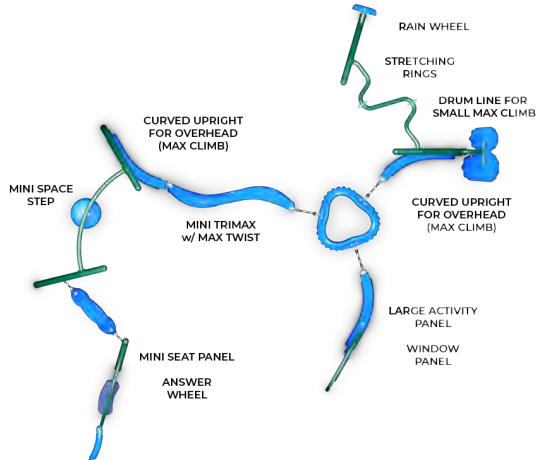
Freestanding equipment sold separately.

PRICE: \$16,907





Durability
 Nylon-covered steel core cables provide reinforced strength and comfort.

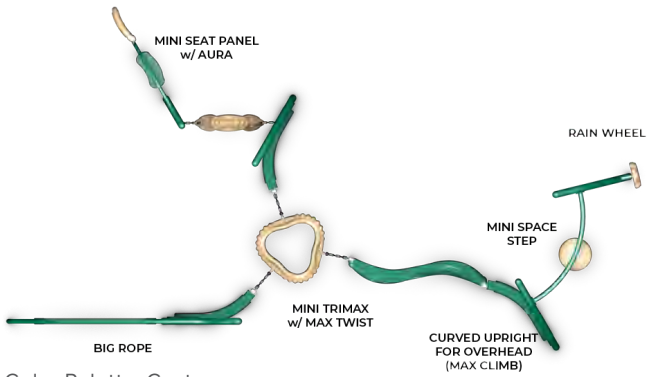


Beginner's Fun

40-130841

Ages: 2-5 years
 ASTM Use Zone: 33'3" x 33'8" | 1013 cm x 1026 cm
 Capacity: 15-20 kids
 Fall Height: 4'4" | 133 cm
 Pictured: Hancock School, Houston, TX
 PRICE: \$14,868

Color Palette: Custom
 Freestanding equipment sold separately.



Color Palette: Custom

Maximus

40-131501

Ages: 2-5 years

ASTM Use Zone: 39'3" x 26'9" | 1196 cm x 815 cm

Capacity: 10-15 kids

Fall Height: 4'0" | 122 cm

Pictured: The Mays School, Houston, TX

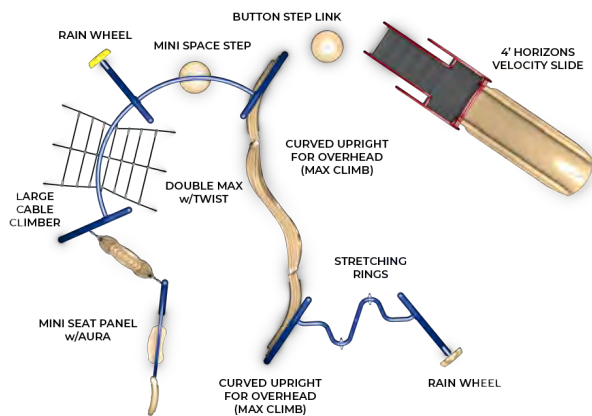
PRICE: \$14,510



Warning: Installation over a hard surface such as concrete, asphalt, or packed earth may result in serious injury from falls.

Early Horizons

Early Horizons systems are great for getting children moving at an early age.



Sunrise

40-94450

Ages: 2-5 years

ASTM Use Zone: 29'7" x 36'5" | 902 cm x 1110 cm

Capacity: 10-20 kids

Fall Height: 4'0" | 122 cm

Pictured: Cottage Green, Woodlands, TX

PRICE: \$21,554

Color Palette: Custom

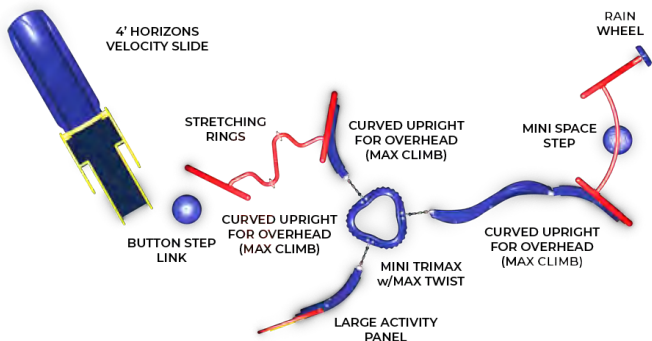
Freestanding equipment sold separately.



Advances the development of body management skills on stable and unstable apparatuses.



Warning: Installation over a hard surface such as concrete, asphalt, or packed earth may result in serious injury from falls.



Harlem Heights

40-94448

Ages: 2-5 years

ASTM Use Zone: 27'11" x 43'2" | 851 cm x 1316 cm

Capacity: 20-30 kids

Fall Height: 4'0" | 122 cm

Pictured: Harlem Heights Community Park, Fort Myers, FL

PRICE: \$17,491

Color Palette: Basics

Freestanding equipment sold separately.

SKYLINE™

PLAY SYSTEMS

High-Intensity Endless Play!

The modern aesthetic keeps communities up to date with the most cutting edge play. Architectural lines and unique accents attract families to the play space.

5-12 Years

High intensity play elements allow children aged 5-12 years to experience different play patterns each time.

Sleek

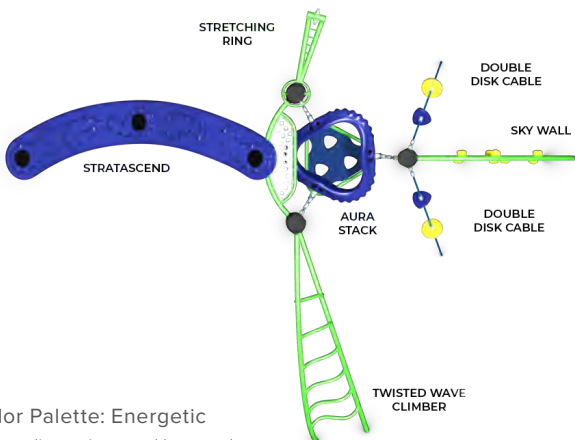
The absence of traditional decks provides unrestricted play access, encouraging ease of movement and excellent supervision qualities.





Modern Play
 High-intensity structures provide a modern play configuration and composition, challenging children to get outside and be more active than ever before.

Warning: Installation over a hard surface such as concrete, asphalt, or packed earth may result in serious injury from falls.



Prestige

68478

Ages: 5-12 years

ASTM Use Zone: 29'11" x 25'7" | 914 cm x 792 cm

Capacity: 15-20 kids

Fall Height: 8'0" | 244 cm

Pictured: Prestige, Fort Payne, AL

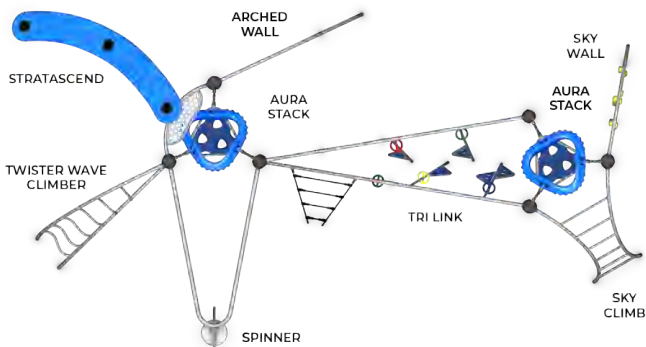
PRICE: \$17,783

Color Palette: Energetic
 Freestanding equipment sold separately.



Entry Points

Children can approach Skyline from multiple entry points and continually renew their engagement as they laterally traverse from one end of the structure to the other.



Traverse

68471

Ages: 5-12 years

ASTM Use Zone: 24' 8" x 40' | 752 cm x 1219 cm

Capacity: 30-40 kids

Fall Height: 8'0" | 244 cm

Pictured: Eden Park Academy, Austin, TX

PRICE: \$34,362

Color Palette: Harmony

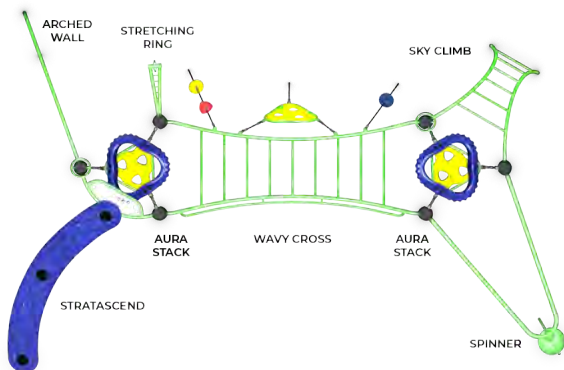
Freestanding equipment sold separately.



Variety

Skyline systems feature over 20 different ground-based activities, offering increased challenge and difficulty levels that are controlled by the child.

Warning: Installation over a hard surface such as concrete, asphalt, or packed earth may result in serious injury from falls.



Powerhouse

68481

Ages: 5-12 years

ASTM Use Zone: 27'10" x 35'7" | 849 cm x 1085 cm

Capacity: 25-30 kids

Fall Height: 8'0" | 244 cm

Pictured: Bel Air Crest HOA, Los Angeles, CA

PRICE: \$32,828

Color Palette: Waterfall
Freestanding equipment sold separately.

Components Directory

- 106 Slides**
Sectional, Rotomolded,
Stainless Steel & Tunnel Slides
- 108 Tunnel Slides**
Rotomolded 30" & 24" Enclosed
& Tube-To-Open Slides
- 109 Solstice Climbers**
Solstice Hourglass Climbers & Links
- 110 Funnel Chunnels & Tunnels**
Rotomolded Climbers & Links
- 112 Climbers**
Vertical, Angled, Metal, GFRC,
Plastic & Cable Climbers
- 117 Ramps & Bridges & Links**
Bridges and ADA Accessible Ramps
Metal & Rotomolded Deck to Deck Links
- 120 Upper Body**
Ladders, Loops, Rings Activities
- 122 Ground Level**
Challenging Ground Level Activities
- 123 a-maze & Music Panels**
Curriculum Supported Outdoor Play
- 124 Interactive Panels**
Manipulation and Socialization Activities
- 127 Barrier Panels**
Decorative and Interactive Panels
- 129 Inclusive Sensory Play**
Universally Designed Activities
- 134 Nature Themed Activities**
Themed and Earth Awareness Activities
- 136 Shades & Roofs**
Fabric Shade, Rotomolded,
Metal & Recycled Roofs
- 140 Custom Signs**
One-of-a-kind Custom Designed Signs
- 142 Curriculum Supported Play**
Bring Learning Outdoors



Make it your own!

Utilize this section of the catalog to review and compare the play components and choose your favorites for a one-of-a-kind structure!



SM DM TM

Single Velocity Slide

Deck Height: 4', 5'4", 8'

Single Velocity Wave Slide

Deck Height: 2', 2'8", and 6'



SM DM TM

Double Velocity Slide

Deck Height: 2'8", 4' & 5'4"

Double Velocity Wave Slide

Deck Height: 6'



SM DM TM

Double Curved Velocity Slide

Deck Height: 4'8" Right Curve only



SM DM TM

Curved Velocity Slide

Deck Height: 4' Available in Left or Right Curve
2'8" and 4'8" Available in Right Curve only



Also available with metal enclosure instead of plastic hood.

SM DM TM

Hurricane Slide

Deck Height: 4', 4'8", 5'4" & 6'



SM DM TM

Single Stainless Steel Slide

Deck Height: 4', 5'4", 6', 7'4" & 8'



SM

Double Stainless Steel Slide

Deck Height: 4', 5'4", 6', 7'4" & 8'

Cascade Slides
Available in single, double and triple models in a variety of configurations.



SM DM TM

Single Cascade Slide
Deck Height: 3' 4" through 8'

SM DM

Single Spiral Cascade Slide
Deck Height: 8'

SM DM

Dueling Criss-Cross Cascade
Deck Height: 8'


SM DM

Dueling Spiral Cascade
Deck Height: 8'



SM DM TM

Triple Cascade Slide
This is a first of its kind triple sectional slide with a spiral slide included. Spiral section only available at 8' height.



SM

Roller Slide
Deck Height: 5'



SM DM TM

Triple Slide
Deck Height: 4' 8"
The Triple Slide accommodates up to three children and features a durable, low maintenance rotationally-molded bedway.



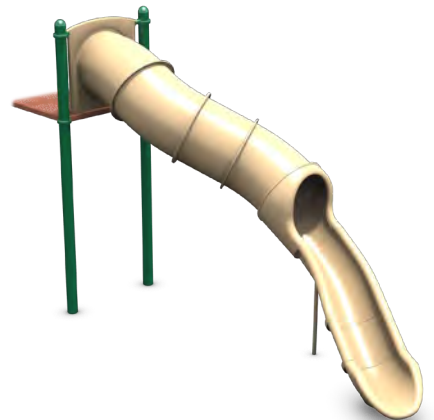
Underside of Triple Slide

Molded in "Find-it" game is hidden under the slide bedway for additional play activity!



SM

Cascade Tube Slide 'S' Reverse
Deck Height: 8'



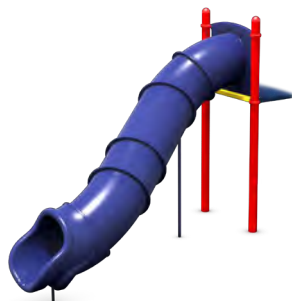
SM

Cascade Tube Slide 'S'
Deck Height: 8'



SM

30" Straight Tunnel Slide
Deck Height: 2' & 3/4" to 8'
Skyview Available in Clear & Tinted
Deck Height: 3/4" to 8'



SM

30" S-Tunnel Slide
Deck Height: 4'8", 5'4" to 6'8"
Skyview Available in Clear & Tinted
Deck Height: 5'4" to 6'8"



DM

24" S-Tunnel Slide
Deck Height: 4' to 6' & 8'
24" Straight Tunnel Slide
(not shown)
Deck Height: 2', 3/4" to 6' & 8'



SM

30" Tunnel Twist Slide
Deck Height: 8'



Mix two different roto colors to match the overall design!



SM DM

Solstice Hourglass Climber

Deck Height: 32", 40", 48" or 56"
Shown at 56" Deck Height

SM DM

Solstice Climber

Deck Height: 32", 40", 48" or 56"

The Solstice link is available in either configuration shown. Mix two different colors to match your playground palette!



SM DM

Solstice Hourglass Link

Maximum upper deck height is 6'
Lower deck: 32" or 24" below



SM DM

Solstice Climber Link

Maximum upper deck height is 6'
Lower deck: 32" or 24" below

Funnel Chunnel Climbers



SM DM TM

Walk'n Double Chunnel Attachment

Shown in DuraMax - Ground to Deck
Deck Height: 2'



SM DM TM

Crawl'n Double Chunnel Attachment

Shown in SuperMax - Ground to Deck
Deck Height: 4'



SM DM TM

Walk'n Around Chunnel Attachment

Shown in SuperMax - Ground to Deck
Deck Height: 2'



SM DM TM

Funnel Chunnel Attachment

Shown in DuraMax - Ground to Deck
Deck Height: 2'



Funnel Channel and Tunnel Links



SM DM TM

Walk'n Over Double Chunnel Link


Shown in DuraMax
Deck Height: 2' to 6'



SM DM TM

Walk'n Double Chunnel Link

Shown in DuraMax
Deck Height: 2' to 6'



SM DM TM

Funnel Chunnel Link

Shown in DuraMax
Deck Height: 2' to 6'



SM DM TM

Crawl'n Double Chunnel Link

Shown in SuperMax
Deck Height: 2' to 6'



SM DM TM

Walk'n Around Chunnel Link

Shown in SuperMax
Deck Height: 2' to 6'



DM TM

S-Crawl Tunnel

Above Decks: 8" to 6"
Below Decks: 4' and higher



SM

L' Crawl Tunnel

Above Decks: 8" to 6"
Below Decks: 4' and higher | Clear & Tinted
Skyview available for Deck Height: 8" to 6'



2' Crawl



4' Crawl
30" available w/Skyview



8' Crawl
30" available w/
Skyview



12' Crawl
30" available w/
Skyview



SM

30" Caterpillar 24" Offset Crawl Tunnel

Deck Height: 2'8" to 6'

DM TM

24" Offset Crawl Tunnel

Deck Height: 2'8" to 6'



DM

Camel Crawl Tunnel

Deck Height: 8" to 6'

SM 30" Straight Crawl Tunnel

Available Lengths: 12', 8', 4', and 2'
Above Decks: 8" to 6"
Below Decks: 4' and higher

SM SuperMax Skyview

Available in Clear & Tinted for 8' and 4'
Above Decks: 8" to 6"

DM TM 24" Straight Crawl Tunnel

Available Lengths: 6', 4', 3', and 2'
Above Decks: 8" to 6"
Below Decks: 4' and higher

To see full offering of Crawl Tunnels visit playandpark.com




SM DM TM
Apex Climbing Attachment
 Deck Height: 2'8" to 5'4"



SM DM TM
Apex Single Lateral Attachment
 Deck Height: 2' & 2'8"



SM DM
Apex Double Lateral Attachment
 Deck Height: 4'8" & 5'4"



SM DM TM
Apex Climbing Link
 Upper Deck Height: 3'4" to 5'4"
 Lower deck is 32" below



SM DM
Apex Lateral Link
 Deck Height: 2' & 2'8"



SM DM
Apex Double Lateral Link
 Deck Height: 4'8" & 5'4"



SM DM TM
MaxClimb Summit
 Deck Height: 8" to 2'8"



SM DM
MaxClimb Finatic
 Deck Height: 3'4" to 6'



SM DM
MaxClimb Quest Link
 Deck Height: 3'4" to 6'



SM DM
MaxClimb Ascend
 Deck Height: 3'4" to 6'



SM DM
MaxClimb Quest Attachment
 Deck Height: 3'4" to 6'



SM DM
MaxTwist2 Ascend
 Deck Height: 3'4" to 6'

Pinnacle Climber



SM DM TM

Single Attachment, Single Entrance
Deck Heights: 2' to 4'8"



SM DM TM

Single Attachment, Double Entrance
Deck Heights: 2' to 4'8"



SM DM

Double Attachment, Single Entrance
Deck Heights: 5'4" to 8"



SM DM

Double Attachment, Double Entrance
Deck Heights: 5'4" to 7'4"



SM DM

Single Link
Deck Heights: 2' to 6'



SM DM

Double Link
Deck Heights: 2' to 6' or 8' depending on deck differential
24" to 72" deck differential available

Consult your Play & Park Structures representative for component age appropriateness.



SM
Paragon Climber
 Deck Height: 2'8" to 8'



SM DM
Small Alpine Climber
 Deck Height: 3'4" and 4'8"



SM DM
Large Alpine Climber
 Deck Height: 5'4" and 6'8"



SM
Origami Fin Climber
 Deck Height: 4" to 6'



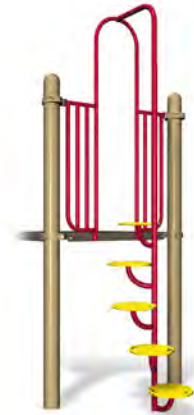
SM
Beanstalk Climber
 Deck Height: 2'8" to 8'



SM
The Clubhouse Climber
 Deck Height: 8'



SM DM
Rock Climbing Wall
 Deck Height: 4' and 8'



SM DM TM
Spiral Step Climber
 Deck Height: 2'8" to 6'



SM DM TM
Inclined Wall Climber
 Deck Height: 2' to 6'



SM DM TM
Cliff Climber
 Deck Height: 4' to 8'



SM DM
Climbing Wall
 Ground Level Activity



SM DM TM
Zip Step Climber
 Deck Height: 2'8" to 8'

Chain, Cable and Metal Climbing

SM SuperMax DM DuraMax TM totmax



SM DM TM

Mountain Climber
with Chain or Guardrails
Deck Height: 2'8" & 4'



SM DM

Chain Climber
Deck Height: 2'8" to 4', 5'4", 6'
Arch Chain Climber
Deck Height: 3'4" & 4'



SM DM

Radius Chain Net
Ground Level Activity



SM DM

Vertical Chain Climber
Ground Level



SM

Rope Ladder
Deck Height: 2'8" to 8'



SM

Tri-Cable Climber
Deck Height: 4' & 4'8"



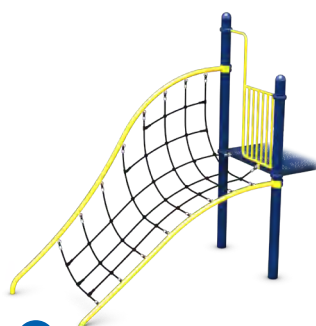
SM DM

Cable Climb-A-Cross
Max deck height for DM: 4'8"



DM

Cliffhanger
Deck Height: 4'



SM

Scramble Down
Deck Height: 4'8"



SM DM

Button Climb
1'4" - 2' (1 Button), 2' (1 Button),
2'8" (2 Buttons), 3'4" (3 Buttons)



SM DM

Wiggle Wave Climber
Deck Height: 4', 5'4" to 8'



SM DM

Loop Pole Climber
Deck Height: 2'8" to 8' (excludes 6'8")



SM DM

Fireman's Pole
Deck Height: 2'8" to 6'



SM DM

Coil Climber
Deck Height: 2'8" to 8' (excludes 6'8")



SM DM

Vertical Ring Climber
Deck Height: 2'8" to 6'



SM DM

NatureROCKS Large Sandstone Climber (GFRC)
Deck Height: 7'4"



SM DM

NatureROCKS Medium Granite Climber (GFRC)
Deck Height: 6'10"



SM DM

Arch Climber
Deck Height: 2'8" to 4'



SM DM

Vertical Access Ladder
Deck Height: 2' to 6'



SM DM

Side Climber
Deck Height: 2'8" to 6'



SM DM

Climbing Arc
Deck Height: 4', 5'4" to 8'



SM DM

Banister Climber
SuperMax Deck Height: 3'4", 4', 5'4" & 6'
DuraMax Deck Height: 3'4" & 4'



SM DM

Loop Arch Climber
Deck Height: 2'8" to 8'
(excludes 6'8")



SM DM

'S' Pipe Climber
Deck Height: 4' to 6'



SM DM

Mount Everest
Ground Level Activity - Shown in Single Attachment Configuration. Also available with a Coil Climber, Sliding Pole, and Double Link



SM DM

Sweeping Rays
Deck Height: 4' to 6'



SM DM

Stratascend Climber
Deck Height: 2'8" to 3'4"




SM DM

Luminous Ascent
Deck Height: 4' to 6'

Bridges and Links



SM
Patter Path Link
 Deck Height: 1'4" to 2'



SM DM
Small Climbing Rock Link (Rotomolded)
 Deck Height: 1', 1'4", 2' to 2' and 2'8"



SM DM
Large Climbing Rock Link (Rotomolded)
 Deck Height: 1', 1'4" to 6'



SM DM
Side Winder
 Deck Height: 8" to 2'8"



SM DM
Swing Around
 Maximum upper deck height is 5'4"
 Available in 1'4" or 2' rise



SM DM
Space Walk
 Deck Height: 8" to 2'8"



SM DM
Elevating Space Walk
 8' Ground to Deck
 Deck Height: 8" to 2'8"
 Lower deck is 16" below



SM
Scoop Loop Link
 Deck Height: 3'4" to 4"



SM
Hill Top Climbing Link
 Deck Height: 2' to 3'4"



SM
Swoop Step Link
 Deck Height: 1'4" to 4"



SM
Stepping Bridge Link
 Deck Height: 8" to 2'8"



SM
Cable Sway Link
 Deck Height: 2' to 4'8"



SM DM
Cable Ridge Link
 Deck Height: 1'4" to 4'8"



Large Alpine Link
71895
Deck Height: 5'4" to 6'8"

Medium Alpine Link
71880
Deck Height: 3'4" to 6'8"

Small Alpine Link
71894
Deck Height: 3'4" to 4'8"




DM
Cable Maze
Maximum upper deck height is 4'
Lower deck is 2' below




SM DM
Scramble Up
Maximum upper deck height is 4' for DM,
6' for SM
Lower deck is 2' below



SM DM
Tightrope Link
Deck Height: 1' to 1'4"
Lower rope is only available in beige



SM DM
Labyrinth Link
Deck Height: 1'4" to 4'8"



SM DM
Side Stepper
Maximum upper deck height is 4'
Lower deck is 2' below



SM
Wobble Bridge
Deck Height: 14" to 4'


Ramps, Bridges and Links



SM
8' Accessible Ramp
 Deck Height: 8" to 8'
 Ramp Length: 8" rise with 8' span



SM
12' Accessible Ramp
 Deck Height: 1'
 Ramp Length: 12" rise with 12' span



SM DM TM
Arch Bridge
 SuperMax Bridge Length: 4' & 8'
 DuraMax & totmax Bridge Length: 3' & 6'



SM DM TM
Straight Bridge
 SuperMax Bridge Lengths: 8'
 DuraMax & totmax Bridge Length: 6'



SM DM TM
Trestle Bridge
 Bridge Lengths: SuperMax 4' & 8'
 DuraMax & totmax 3' & 6'



SM DM TM
90° Curved Bridge



SM DM TM
Step Ladder
 Deck Height: 2' to 6'



SM DM TM
Deck to Deck Stairs
 Also available as Wide Deck to Deck Stairs



SM DM TM
Triangle Transfer Point
 With handhold & return step
 Deck Height: 2' to 5' 4"



SM
Slide Transfer
 Provides an easy transfer to slides
 without using an additional deck



SM DM TM
HDPE Vertical Ladder
 Available in 14" to 4' rise

Upper Body Activities



SM DM

Track Ride

Lengths: 12' Ground Level Activity
Also available in 24' for SuperMax



SM DM

Wild Swinger

Ground Level Activity



SM

Trapeze Rings


Deck Height: 8" to 2'8"



SM

Double Trapeze Rings

Length: 8' Deck Height: 8" to 2'8"



SM DM

Twister

Deck Height: 8" to 2'8"



SM DM

Chinning Bar

Ground Level Activity



SM DM

Swivel Station

Deck Height: 14" to 2'8"



SM DM

Horizontal Loop Ladder

Deck Height: 8" to 2'8"
Available as link or attachment.



SM DM

Climb-A-Round

Deck Height: 8" to 2'8"
Available as link or attachment.



DM

Horizontal Swoop Ladder
Deck Heights: 8" to 2'8"
Available as link or attachment.



SM DM

Single Horizontal Rail Ladder
Deck Height: 8" to 2'8"
Available as link or attachment.



SM DM

Double Horizontal Rail Ladder
Deck Height: 8" to 2'8"
Available as link or attachment.



SM DM

90° Loop Ladder
Deck Height: 8" to 2'8"
Available as link or attachment.



SM DM

360° Loop Ladder
Deck Height: 8" to 2'8"



SM DM

Straight Loop Ladder
SuperMax: 6' and 8'
DuraMax: 6'
Available as link or attachment.



SM DM

'S' Horizontal Ladder
Deck Height: 8" to 2'8"
Available as link or attachment.



SM DM

'S' Loop Ladder
Deck Height: 8" to 2'8"
Available as link or attachment.



SM DM

'L' Horizontal Ladder
Deck Height: 8" to 2'8"
Available as link or attachment.

Ground Level



SM DM TM

Single Seat
Ground level activity



SM DM

Log Roll
Ground Level Activity



SM DM

Jump 'N' Bounce
Ground Level Activity
(Jumping platforms are perforated)



SM DM

Pedal Pusher
Ground Level Activity



SM DM

Turning Bar
Ground Level Activity



SM DM TM

Leg Lift
Ground Level Activity



SM

Tilt N Twirl
Ground Level Activity



SM DM TM

Playwheel
Ground Level Activity




SM DM TM

Table & Seat for 2
Available below decks



SM DM TM

Bench Seat
Available below decks



SM DM TM

Sand & Water Panel
Available below decks



SM DM TM

Crawl-Thru Panel
Available below decks



SM DM TM

Lookout Panel
Available below decks



SM DM TM

Doorway Panel
Available below decks



SM DM TM

Store Panel
Available below decks



SM DM TM

Seat Panel
Available below decks

a-maze and Music Panels



DM TM

Double Activity Panel
Available above and below decks




SM DM TM

2-in-1 Panel Attachment
Select activities from page 142



SM DM TM

Push-Pull Panel
Select activities from page 142



SM

Triple Activity Panel
Available above and below decks



SM DM TM

a-maze Single Panel
Select activities from page 142



SM DM TM

Mini a-maze Panel
Ground level activity



SM DM TM

Music Panel
Available above and below decks



SM DM TM

Drum Line
Available above and below decks



SM DM TM

Deep Kettle Drum
Available above and below decks



SM DM TM

Rattle & Ring
Available above and below decks



SM DM TM

Whistle
Available above and below decks



SM DM TM

Rain Wheel
Available above and below decks



TouchMath®
 is an award-winning multisensory program, created by Innovative Learning Concepts Inc., that uses its signature TouchPoints to engage students of all abilities and learning styles in a variety of mathematical concepts.

SM DM TM

Touch Math® Panel
 Includes award-winning TouchMath™ multisensory math curriculum to use outdoors.



SM DM TM

Racing Game Panel
 Available above and below decks



SM DM TM

Ship's Wheel Panel
 Available above and below decks



SM DM TM

Blocks & Wheels Panel
 Available above and below decks



SM DM TM

Paddle Ball Panel
 Available above and below decks



SM DM TM

Shapes & Motion Mirror Panel
 Available above and below decks



SM

Space Shuttle Launch Panel
 Available above and below decks



SM DM TM

Flower Maze Panel
 Available above and below decks

Interactive Panels



SM DM TM

US Maps Panel

Above & below decks.
SuperMax available with state abbreviations



SM DM TM

Sign Language Panel

Available above and below decks



SM DM TM

Math Panel

Available above and below decks
DuraMax panel shown



SM DM TM

Spelling Panel

Available above and below decks
SuperMax panel shown



SM DM TM

Tic-Tac-Toe Panel

Available above and below decks
SuperMax panel shown



Our panel designs offer a large selection of events from which to choose—allowing for the introduction of music and sound, teaching about cause and effect, or adding a fun, interactive game to the playground!



SM DM TM
Moon Phase Panel
 shown with SuperMax panel



SM DM TM
Buzz Game
 shown with DuraMax panel

Visit playandpark.com to view videos of these interactive panels.

Choose from any of the following activities:



SM DM TM
Piano Panel
 Eight realistic, diatonic-tuned notes can be played in the key of C.



SM DM TM
Drum Panel
 Features eight sensors with seven realistic drum sounds.



SM DM TM
Buzz Game
 Narrator guides children who must act quickly and correctly to keep the game going!



Sensors are touch-sensitive.



SM DM TM
Maze Game
 Players move the knob to find the best path from start to finish.



SM DM TM
Switchback
 Turn the wheel and watch ball bearings zig zag down from top to bottom.



SM DM TM
Gear Panel
 Turn the knob and watch the interconnected gears spin in unison.

Barrier Panels



SM DM TM

Pipe Wall
Available above decks



SM

Origami Panel
Available above decks



SM DM TM

Pipe Wall with Single Playwheel
Available above and below decks



SM

Pipe Wall with Double Playwheel
Available for SuperMax



SM DM TM

Balcony Deck with Playwheel
Available above and below decks
Also available without Playwheel



SM DM TM

Mirror Panel
Available above and below decks



SM DM TM

House Panel
Available above and below decks



SM

Cabin Window Panel w/ Seat
Available above and below decks
Also available without seat




SM DM TM

Enhanced Barrier Panel with Rain Wheel
Available above and below decks
Also available with Playwheel or as panel only



SM DM TM

Telescope Panel
Available above decks




DM TM

Bubble Panel
Available above and below decks



SM

Metal Seat Panel
Available above and below decks



SM DM TM

Tunnel Panel
Available above and below decks

Customize a playground with unique panels that symbolize important aspects of your park, school, or community. Learn more about how to create a special, memorable design from your recreation consultant.



Custom Memorial Panel

Memorialize a play space by adding a custom panel that honors special people in the community.



SM

Custom Train Themed Panels

Ask us about custom themed panels, available above and below decks. Additional lead time required.



Pocono Raceway

Create a themed game with customized panels.



SM

Train Inspired Rock N Wave

Theme a Play & Park product to match a specific theme.



Custom HDPE panel

Customize panels to match a themed playground design.



Inclusive Play

playandpark.com | 800.727.1907

Sensory Summit Climbers and Links

The Sensory Summit System breaks down physical and social barriers by providing an inclusive multi-sensory experience for children and adults of all abilities as they climb, explore, discover, and interact together. The ability to create multiple configurations is what makes the Sensory Summit so unique. This organic shape can be used as a climber, a link from one deck to another, or a playful transfer area.



SM DM

Sensory Summit Playful Transfer
Deck Height: 1'4"



SM DM

Sensory Summit Ascend Climber
Deck Height: 4'8" and 5'4"
Shown with optional sensors - sold separately.
See Chart on page 130.



SM DM

Sensory Summit Arch Climber
Deck Height: 2'8" and 3'4"
Shown with optional sensors - sold separately.
See Chart on page 130.



SM DM

Sensory Summit Range Climber
Deck Height: 2'8" and 3'4"
Shown with optional sensors - sold separately.
See Chart on page 130.

Request our new PlayAbilities catalog to bring more inclusive play to your community.










Play Sensors

Play Sensors offer a rich and balanced sensory experience, providing visual, tactile, and auditory activities. Base configurations and sensor options are sold separately. Use the chart below or ask your recreation consultant for recommendations.

Work with your Recreation Consultant to select the appropriate sensors to customize your Sensory Summit Climber, Link, or freestanding play event.


Visual Sensors

- 
Small or Large 1 Sided (Small or Large) 2 Sided (Large Only)
- 
Small or Large 2 Sided
- 
Small or Large 1 or 2 Sided
- 
Small or Large 1 or 2 Sided
- 
Small or Large 1 Sided (Large Only) 2 Sided (Small or Large)
- 
Large 2 Sided
- 
Small or Large 1 Sided (Large Only) 2 Sided (Small or Large)

Visual Sensors

- 
Small or Large 1 Sided
- 
Small or Large 1 Sided
- 
Small or Large 1 Sided
- 
Small or Large 1 Sided
- 
Small or Large 1 Sided




Tactile Sensors

- 
Small or Large 2 Sided

Auditory Sensors

- 
Small & Large 1 & 2 Sided
- 
Small or Large 2 Sided
- 
Large 2 Sided
- 
Small or Large 2 Sided



- 
Large 1 or 2 Sided
- 
Large 1 or 2 Sided
- 
Large 1 or 2 Sided

These 3 Sensors are Adaptive Switch Ready



*Adaptive switch not included.



Adaptive switch capability

allows children with limited upper body or fine motor control, the ability to activate auditory features.

Sensory Summit Links

Sensory Summit Links can be used with or without Sensors.




SM DM

Sensory Summit Serpentine Link
Deck Height: 8" to 4"
Shown with optional sensors - sold separately.
See Chart on page 130.



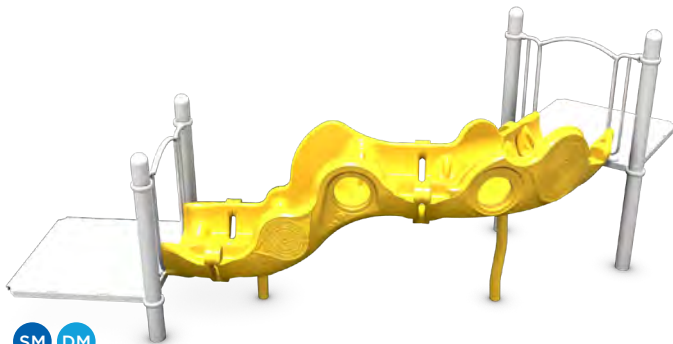
SM DM

Sensory Summit Bridge Link
Deck Height: 1'4" to 4' 8"
Shown with optional sensors - sold separately.
See Chart on page 130.




SM DM

Sensory Summit Arch Link
Deck Height: 8" to 4"
Shown with optional sensors - sold separately.
See Chart on page 130.



SM DM

Sensory Summit Range Link
Deck Height: 8" to 4"
See Chart on page 130.



SM DM

Sensory Summit Ascend Link
Deck Height: 8" to 2"
Shown with optional sensors - sold separately.
See Chart on page 130.

The Deck Curb allows for the use of ADA half panels on a ramped structure by ensuring the wheels of the mobility device remain securely on the deck surface.




SM DM TM

Spin & Win Panel

Available above and below decks

SM

Deck Curb



SM DM TM

Hand Pedaler

Ground level activity



SM DM TM

Pedal Pusher

Ground Level Activity



SM DM TM

ADA Pedal Pusher

Ground Level Activity



SM DM TM

Telephone Tubes

Ground Level Activity. Sold in pairs.



SM DM TM

Ship's Wheel Panel

Available above and below decks



SM DM TM

Driving Panel


Available above and below decks



SM DM TM

Word Scramble Panel

Available above and below decks



Roller Table | 65158
Ground Level Activity
Price: \$12,108



DM
TurnAcross™
Deck Height: 1'4"



The TurnAcross™ features a turning device that children can easily crank to move the gondola back and forth along a rubberized track. Available with ground level accessibility, the gondola is designed as ADA transfer point.



SM
Fire Truck Attachment
Deck Height: 8" and 1'4"



SM
Rock N Wave
Deck Height: 2'

Tree Fort Activities



SM

Recycled Slat Barrier Panel
Available above decks

Consult your Play & Park Structures representative for component age appropriateness.



NEW!

SM

8' Tree with Hex Deck (GFRC)
Available with or without roof
See Tree Fort structure on page 50



SM

Slat Barrier Panel with Rain Wheel

SM

Slat Barrier
Available above decks



SM DM TM

Bug Panel (Steel Panel)
Available above and below decks



SM DM TM

Earth Panel (Steel Panel)
Available above and below decks



SM DM TM

Water Cycle Panel
Available above and below decks



SM

Bubble Panel with Slats
Available above decks



SM

Spy Barrier Panel
Available above decks



SM DM TM

Tree Stump Climber
Deck Height: 4'
*brown only



SM


Leaf Climber
Deck Height: 8'

Let a Play & Park Structures Recreation Consultant show you how to bring the magic of nature themed play to your park, school, or community.



Vine Tunnel | 67908
Ground level
Price: \$2,487

SM DM
Rappelling Rock
Height: 3'4" to 4'8"
Rotomolded rock



SM
Enchanted Potting Bench
This adorable bench, die cut with dragonflies and branches supports 4 potted plants. Available below deck only.

SM DM
Angled Rock
Height: 3'4" to 4'8"
Rotomolded rock

SM
Large Rock Climber
Deck Height: 4'
Rotomolded rock

SM DM
Small Rock Climber
Deck Height: 2'8"
Rotomolded rock



SM
Rope Ladder
Deck Height: 2'8" to 8'

SM DM
Zip Step Climber
Deck Height: 2'8" to 8'


SM
The Clubhouse Climber
Deck Height: 8'

SM
Beanstalk Climber
Deck Height: 2'8" to 8'



Combining multiple SunShade shapes and heights to a playground design creates a geometric wonderland in the sky!

Be sure to request our new Freestanding Shade Catalog to view all options.



SM DM

4 Deck Square Shade
Our newest shade configuration spans 20' to now cover 4 decks!



SM DM

SunShade Triangle



SM DM

SunShade Isosceles



SM DM

SunShade Square



SM

14' Sail Canopy



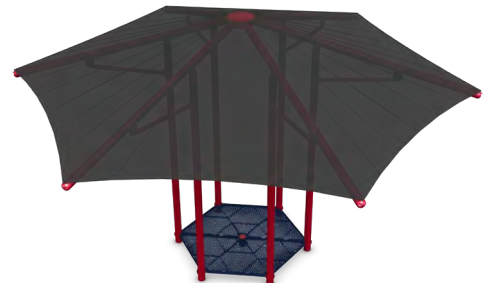
SM DM

20' Square Fabric Shade



SM DM

Single Post Fabric Shade
15'5" Diameter



SM

Hex Fabric Shade
26' Diameter

Canopies and Roofs



SM

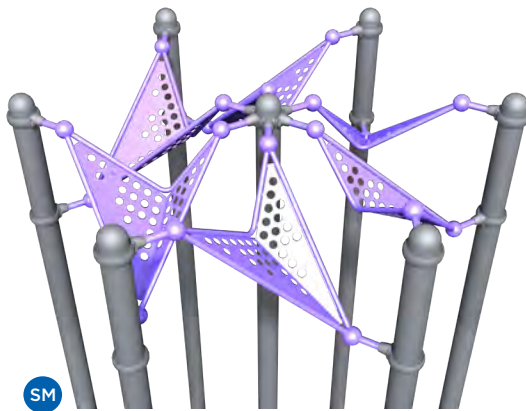
Tri Faceted Roof

Also available in Faceted Square and Faceted Half Hex



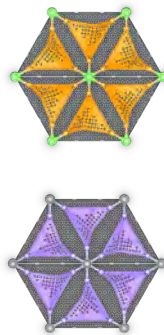
SM

Inverted Tri Faceted Hexagon Roof



SM

Pinwheel Tri Faceted Hexagon Roof



TOP VIEWS



SM DM TM

FunVisor Roof

Component configuration



SM DM TM

Stacked FunVisor Roof



SM DM TM

Triple FunVisor Roof

Hex Deck configuration

Introducing the Parasol Canopy Roof!


NEW!

Available in either square or triangle models, these attractive, stackable roofs add a playful shady aesthetic to playground structures. Mix shapes and colors to create a truly unique design!




SM DM TM

Parasol Canopy Square Roof



SM DM TM

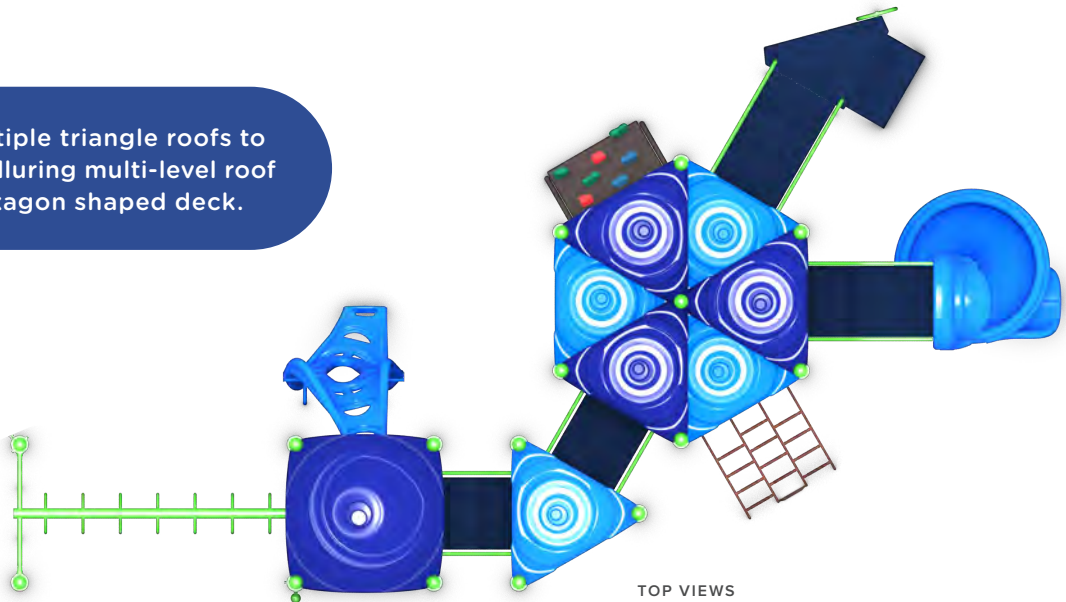
Parasol Canopy Triangle and Square Stackable Combo



SM DM TM

Parasol Canopy Triangle Hex Roof

Layer multiple triangle roofs to create an alluring multi-level roof for a hexagon shaped deck.



TOP VIEWS

Canopies and Roofs



SM DM TM

Curvy Canopy Roof



SM DM TM

Curvy Hex Roof



SM DM

Peak Perforated Roof



SM

Arch Roof



SM

Square Slat Roof



SM

Half Hex Slat Roof



SM

Recycled Roof

Custom Signage

Whether your project needs standard age-appropriate signage or something more custom, we have a variety of options to meet your requirements and your budget.




SM DM TM

Custom Fiberglass Arch Signs
Additional lead time required.



Custom Fiberglass Arch Sign



SM DM TM

Flag



Custom Flag



SM DM TM

Arched Post



SM

Custom Steel Arch Sign



SM DM TM

Custom Fiberglass Arch Signs
Additional lead time required.

Unique, custom signage can be designed for projects to acknowledge playground donors, showcase special mascots, or to honor a special child.



Custom Fiberglass Selfie Sign

Custom Fiberglass Sign 67864 Price: \$1,729
 Custom signs can be one or two sided. Please allow additional lead time for all custom signage projects.
 Ask your recreation consultant for more information.

Add a custom cutout that allows visitors to take photos with a local icon or mascot!



67866
 2-5 years
 Price: \$1,251



67868
 2-5 or 5-12
 Price: \$1,251



67867
 5-12 years
 Price: \$1,251



Custom Fiberglass Selfie Sign
 Custom signs can be one or two sided. Please allow additional lead time for all custom signage projects.
 Ask your recreation consultant for more information.

Age-Appropriate & Custom Signs

These are examples of colorful options that designate age-appropriateness of the playground or utilize custom artwork to personalize the play space. Freestanding signs must be placed outside of the equipment use zone to comply with ASTM F-1487.

- 67866 | Age-Appropriate Sign (ages 2-5 years)
- 67868 | Age-Appropriate Sign (ages 2-5 or 5-12 years)
- 67867 | Age-Appropriate Sign (ages 5-12)
- 67864 | Custom Fiberglass Sign 1-sided
- 67865 | Custom Fiberglass Sign 2-sided

a-maze Panels Sensory Play Activities



Create visual and sensory activities supported by standards-based curriculum.



Revolutionary Motion Panels

Providing a balance of free play and structured play is important for children's development. The a-maze motion panel system provides an outdoor learning option that fosters creativity and imagination with innovative activity panels that can be manipulated to create new play experiences with each visit.



FREE! Receive the standards-based a-maze Activity Guide to enhance the learning experience on the playground, free with purchase of the a-maze motion panel system.



Panels spin 360° locking in place every 30° to allow children to configure their own play space!



SM
Sample Maze Path 1
48" on center



SM
4-Panel Funstation | 67781
Choose 2 Large & 4 small Activities
Price: \$6,831

Panel Options



SM
2 Panel Fun Station | 67825
Choose 1 Large & 2 small Activities
Price: \$4,113



SM DM
Single Panel | 67800
Choose 1 large activity
Price: \$900



SM DM
Push-Pull Panel | 67802
Choose 2 small activities
Price: \$897



SM DM
2-in-1 Panel | 67801
Choose 2 small activities
Price: \$897


play&park music makers™

Play & Park Music Makers™ introduce whimsical instruments with playful and surprisingly authentic sounds to the outdoor play environment. Each instrument is designed to generate a unique sound and inspire children to create their very own compositions on the playground.

You can combine instruments to create your own custom symphony.



Orchestra | 67836
Price: \$12,861



Quartet Performance Stage | 67838
Price: \$14,604



Marching Band Interactive | 67839
Children face each other as they collaboratively create music.
Price: \$8,543



Bongos




Rain Wheel | 68230
Price: \$501



Tuba Talk



Quartet | 67834
Price: \$5,214



Marching Band | 67835
Price: \$8,543



Music Bench | SF-326
Price: \$723

Music Makers™ Designed for ages 2-5 or 5-12

Item	Description	Fall Ht.	Activities	ASTM Use Zone	Capacity	Activities					
						Rattle & Ring	Whistle	Rain Wheel	Drum Line	Tuba Talk	Deep Kettle Drum
67835	Marching Band - Standard	—	10 events	22'5" x 20'1" 684 cm x 613 cm	15 kids	1	1	2	2	2	2
67839	Marching Band - Interactive	—	10 events	26'3" x 20'1" 800 cm x 613 cm	15 kids	1	1	2	2	2	2
67836	Orchestra - Standard	—	15 events	25'7" x 20'5" 780 cm x 623 cm	23 kids	2	2	2	3	3	3
67840	Orchestra - Interactive	—	15 events	25'9" x 22'4" 785 cm x 681cm	23 kids	2	2	2	3	3	3
67834	Quartet	—	6 events	21'4" x 15'0" 651cm x 458 cm	9 kids	1	1	1	1	1	1
67838	Quartet Performance Stage	14"	6 events	20'8" x 21'8" 630 cm x 661cm	15 kids	1	1	1	1	1	1

Accessibility dependent upon the design of the structure and surfacing



FREE! Standards-Based Music Makers Activity Folder with every purchase.*

Each activity teaches children about a different aspect of music including tone, rhythm, creative movement, and dance. Enhance learning opportunities on your playground with the Music Makers activity cards!

*Excluding the purchase of a single whistle or rain wheel.



Hexagon Net | 68175 - see page 161

Freestanding Play Events

Freestanding events provide the opportunity to add fun to smaller spaces and to update your playground with minimal expense. Adding freestanding equipment can re-energize a playground and get kids of any age excited about outdoor play. Choose from motion components, climbers, and freestanding slides and watch your playground come to life!



Freestanding 6' Single Velocity Wave Slide | 67776
Available in 4' (122 cm), 6' (183 cm) and 8' (244 cm) heights



Freestanding 4' Double Velocity Slide | 67773
Available in 3' (91 cm), 4' (122 cm) and 6' (183 cm) heights



Freestanding 4' | 68316
Early Horizons Velocity Slide



6' Hurricane Slide | 67723



Single Hillside Slide | 65140
Custom application shown
Price: \$3,092



Double Hillside Slide | 65150
Custom application shown
Price: \$4,302



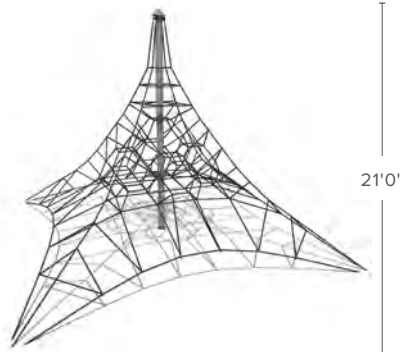
6' Stainless Steel Slide | 67537

Freestanding Events

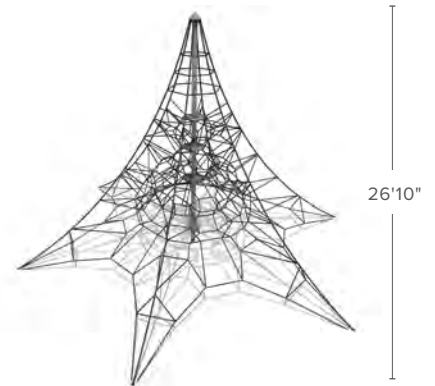
Model	Description	Age	Deck Height	ASTM Use Zone	Price
67772	3' (91 cm) Double Velocity Slide	2-5 or 5-12	3' (91 cm)	16'1" x 21'2" 490 cm x 645 cm	\$4,669
68316	4' (122 cm) Early Horizons Velocity Slide	2-5 or 5-12	4' (122 cm)	15'4" x 23'2" 247 cm x 706 cm	\$7,134
67775	4' (122 cm) Single Velocity Slide	2-5 or 5-12	4' (122 cm)	15'4" x 23'2" 247 cm x 706 cm	\$4,599
67773	4' (122 cm) Double Velocity Slide	2-5 or 5-12	4' (122 cm)	14'7" x 26'7" 445 cm x 810 cm	\$5,235
67776	6' (183 cm) Single Velocity Wave Slide	5-12	6' (183 cm)	15'4" x 27'2" 467 cm x 828 cm	\$5,279
67774	6' (183 cm) Double Velocity Wave Slide	5-12	6' (183 cm)	16'1" x 27'3" 490 cm x 831 cm	\$6,162
67833	8' (244 cm) Single Velocity Slide	5-12	8' (244 cm)	16'8" x 31'3" 508 cm x 953 cm	\$7,548
67723	6' (183 cm) Hurricane Slide	5-12	6' (183 cm)	16'7" x 23'3" 505 cm x 709 cm	\$7,787
67537	6' (183 cm) Stainless Steel Slide	5-12	6' (183 cm)	15'8" x 29'6" 478 cm x 899 cm	\$6,186



NetMax SpiderNet Small | 65159
Ages: 5-12
ASTM Use Zone: 29'0" x 29'0"
Fall Height: 3'0"
Price: \$16,301



NetMax SpiderNet Medium | 65160
Ages: 5-12
ASTM Use Zone: 41'0" x 41'0"
Fall Height: 6'0"
Price: \$21,734



NetMax SpiderNet Large | 65161
Ages: 5-12
ASTM Use Zone: 57'0" x 51'0"
Fall Height: 6'0"
Price: \$34,775

NetMax SpiderNets are only available with black cable and galvanized posts.

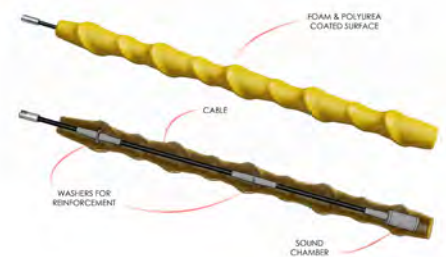
Play & Park Structures Exploration Stations

Provide unlimited opportunities for open-ended play. Unique shapes, interesting textures, and stimulating colors provide an immersive, sensory experience, and invite children of all abilities to explore and interact with one another as they continually design their own play experiences.



The easy grip texture of the play elements provides a variety of sensations and unlimited ways to explore and discover.

The components are reinforced with durable cable that extend the entire length of the product. Polyurethane foam is then coated with a durable, weather-resistant polyurea skin to create a unique suspended play element.



Corkscrew Cluster Cross Section



“The students at our school really benefit from the sensory aspect of the Exploration Stations. The textures provide tactile stimulation and the soft texture invites children to hug the pieces as they move through the play space.”

Miss Elda, Special Needs Teacher for 3rd-5th graders at Vista Del Mar School, Los Angeles, CA

2-5 5-12

Exploration Junction | 68116
 ASTM Use Zone: 28' x 27' | 860 cm x 829 cm
 Fall Height: 7' | 215 cm
 Price: \$17,374

Freestanding




2-5 5-12

Exploration Matrix | 68119
 ASTM Use Zone: 21' x 26' | 645 cm x 799 cm
 Fall Height: 7' | 215 cm
 Price: \$28,389

playandpark.com | 800.727.1907

Exploration Stations can be integrated into existing play spaces to create a more inclusive environment.



Every child loves a Car Wash—our inspiration!

2-5 5-12

Exploration Gateway | 68117
 ASTM Use Zone: 31' x 31' | 952 cm x 952 cm
 Fall Height: 7' | 215 cm
 Price: \$32,477

*These products are best installed in private, supervised environments.



Harmony
Music
Collection

This family of creative musical instruments presents an innovative way to introduce the soothing sounds of metallophones and chimes, coupled with the rhythmic percussive beat of drums, in an outdoor environment. Tuned to a Pentatonic Scale, the resonating sounds provide a positive introduction to music for all users.



Conga Drums - Set of 3 | 68140
Price: \$4,029

The Conga Drums inspire spontaneous improvisation as children create resonating vibrations with their hands. Available in two or three drum configurations.



Conga Drums - Set of 2 | 68130
Price: \$3,036



All instruments except the drums include Adaptive Mallets to allow children with limited grasp the ability to participate.



Activity Meter | 68115

The freestanding Activity Meter provides a playful path when used in a group. Any 20" sensor can be added (not included). Refer to the chart on page 130 for a variety of options.

Price: \$551



Curved Chime | 68131 Price: \$5,769

Single A Minor Chime | 68143 Price: \$3,008

Single C Major Chime | 68144 Price: \$3,008

This unique curved instrument can be played from either side, and can be positioned linearly or in a circle to create a cozy space. Included 4 total mallets.



Sonata | 68128

Tuned in the key of C Major, the resonators give this metallophone a warm tone that lingers for three to five seconds.

Price: \$4,543



Allegro | 68127 - Set of 7

The low resonant tones of the Allegro can be both heard and felt, offering both auditory and vestibular sensory engagement. Available in sets of 1, 3, and 7 for endless configuration possibilities.

Price: \$6,517



Presto | 68129

Twenty-three resonated bars provide a bold, gong-like sound, tuned to the key of C Major and A Minor.

Price: \$5,309



2-5 5-12

Sensory Summit Range

Shown with sensors, sold separately.
ASTM Use Zone: 30'11" x 19'2" | 950 cm x 589 cm
Sensors sold separately.



2-5 5-12

Sensory Summit Roundabout

Shown with sensors, sold separately.
ASTM Use Zone: 25'11" x 23'7" | 796 cm x 725 cm
Sensors sold separately.



A playful
transfer point
assists individuals
transferring on and
off the system.

2-5 5-12

Sensory Summit Ground Transfer

Shown with sensors, sold separately.
ASTM Use Zone: 21'4" x 16'11" | 655 cm x 520 cm
Sensors sold separately.



2-5 5-12

Sensory Summit Arch

Shown with sensors, sold separately.
ASTM Use Zone: 28'2" x 15'2" | 865 cm x 466 cm
Sensors sold separately.



Embedded
hand holds
for fine motor
grasping

2-5 5-12

Sensory Summit Serpentine

Shown with sensors, sold separately.
ASTM Use Zone: 29'5" x 19'8" | 904 cm x 604 cm
Sensors sold separately.

The Sensory Summit

All freestanding Sensory Summit designs are purchased independently of the sensors shown on renderings. To add sensors to a Summit design, refer to page 130 for the full sensor offering, or ask your recreation consultant to make recommendations based on the tactile, visual, or auditory needs of your project.

Cozy Seating


Whimsical, creative seating that provides rest and relaxation while using subtle textures to create a sensory experience.



Freestanding




These seating products are made with polyurethane foam that is coated in durable, yet flexible polyurea skin to provide a cozy and fun place to rest. Each seating product is reinforced with a metal frame for added support.



Drizzle Bench with Back | 68126

Cushioned, textured coating provides an area for gathering and socializing as well as a comfortable seating area for supervisors and caregivers.


Price: \$3,683



Drizzle Bench | 68121

Playful seating provides a passive area for 'Jump-in points' where children can observe and understand play activity prior to participating.

Price: \$1,776



Drizzle Pod Bench | 68124

This creative bench allows children to retreat, observe, and integrate into play as they are emotionally ready to process the environment and engage in play.

Price: \$6,208



Bubble Pods | 68125 (set of 3) Price: \$3,930

Bubble Pod | 68122 – 18" Price: \$1,374

Bubble Pod | 68123 – 14" Price: \$1,294

We've taken the current trend of balance balls and transformed them into textured, playful, outdoor seating that allows children to invent creative games, and refine their balance skills.

14" Pods available only in yellow.

18" Pods available only in blue.

*Cozy seating is specially designed for supervised or private environments.



5-12

Air Walker

Bring the excitement of a zip line to schools, parks, and communities for ages 5-12.

Air Walker 100' | 68050 | Price: \$16,082
ASTM Use Zone: 120'0" x 24'6"

Air Walker 75' | 68051 | Price: \$15,391
ASTM Use Zone: 95'0" x 24'6"



Check out the video on our website, to see the Air Walker in action!






5-12

Sit 2 It | 65185

ASTM Use Zone: 22'0" x 15'6" | 670 cm x 472 cm
Price: \$3,044



5-12

Jump 2 It | 65184

ASTM Use Zone: 22'0" x 15'6" | 670 cm x 472 cm
Price: \$3,044



Spinning Seat | 68156

ASTM Use Zone: 14'5" diameter
455 cm Optional adjustable strap available.
Price: \$1,134

5-12

Log Roll | 67771

ASTM Use Zone: 14'0" x 13'3"
427 cm x 404 cm
Price: \$1,410



5-12

Single Track Ride | 67506

ASTM Use Zone: 17' x 25'
518 cm x 762 cm
Price: \$3,868



5-12

Double Track Ride | 67521

ASTM Use Zone: 17' x 37'
518 cm x 1128 cm
Price: \$6,428



Incorporating two individual seats, a bench seat, and ample room for sitting and standing, the SelfieSwirl with Me allows multiple children the opportunity to spin themselves or be spun by others. The unexpected element is the three recessed cell phone pockets that allows users to capture these moments to share socially with friends and family!



2-5 5-12

Selfie Swirl with Me | 65198 with Handle | Price: \$4,899
 65197 without Handle (not shown) | Price: \$4,499
 ASTM Use Zone: 17'8" x 17'8"





Introduce the newest motion sensation to a park, school, or neighborhood near you with the Selfie Swizzler! Users get the intended experience spinning AND rocking each and every time. Watch the video on our website.



Selfie Swizzler | 65196
 ASTM Use Zone: 15'3" x 15'3" | 465 cm x 465 cm
 Price: \$1,999



**Ideal for
 Mobility
 Devices!**



Inclusive Orbit | 65218
 ASTM Use Zone: 18'9" x 18'9" | 225 cm x 225 cm
 Price: \$12,131

This ground level whirl sits flush with playground surfacing, allowing smooth and easy access for mobility devices.



Air Glider | 65219
 ASTM Use Zone: 22'4" x 22'4" | 681 cm x 681 cm
 Price: \$15,953



Speedy Spinner | 67533
 ASTM Use Zone: 19'8" x 19'8" | 599 cm x 599 cm
 Price: \$5,543



5-12

Pyramid Spinner | 65189

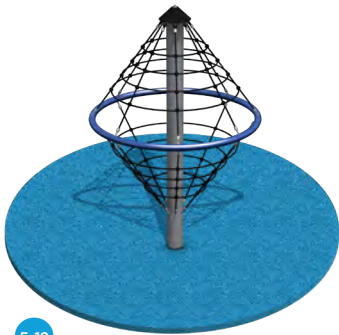
Capacity: 3-5 kids
ASTM Use Zone: 19'4" x 19'4"
Price: \$10,398



5-12

Spyro Spinner | 65188

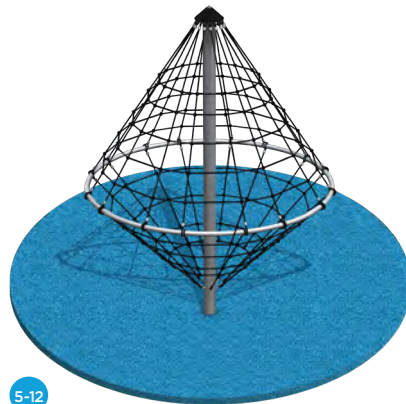
Capacity: 5-7 kids
ASTM Use Zone: 19'9" x 19'9"
Price: \$13,251



5-12

Diamond Spinner | 65187

Capacity: 8-10 kids
ASTM Use Zone: 19'9" x 19'9"
Price: \$8,936



5-12

Double Diamond Spinner | 65186

Capacity: 15-25 kids
ASTM Use Zone: 21'1" x 21'1"
Price: \$17,100



2-5

5-12

Whirl & Twirl | 65156

Whirl & Twirl with Clicker | 65155

ASTM Use Zone: 15'7" x 15'7"
475 cm x 475 cm
Price: \$742



2-5 5-12

Strata Bounce | 67956


ASTM Use Zone: 21'10" x 14'6"
665 cm x 442 cm
Price: \$1,898



2-5 5-12

Bouncing Button Step | 67831

ASTM Use Zone: 15'5" x 15'5"
470 cm x 470 cm
Inground mount package is required, sold separately.
Price: \$422



2-5 5-12

Twin Spin Seat | 67826
Clicking Twin Spin | 67827

ASTM Use Zone: 13'6" x 13'6"
411 cm x 411 cm
Price: \$658



2-5 5-12

Tilted Twin Spin | 67828
Clicking Tilted Twin Spin | 67829

ASTM Use Zone: 13'6" x 13'6"
411 cm x 411 cm
Price: \$664



2-5 5-12

2-Seat Bounce Around | 67534
 ASTM Use Zone: 19' 9" x 13' 11" | 602 cm x 424 cm
 Price: \$2,335



5-12

Ring Race | 67843
 ASTM Use Zone: 18' 7" x 27' 3" | 566 cm x 831 cm
 Price: \$7,050




5-12

Triple Twister | 67959
 Double Twister also available
 ASTM Use Zone: 21' x 21' | 640 cm x 640 cm
 Price: \$4,818



2-5 5-12

4-Seat Bounce Around | 67535
 ASTM Use Zone: 21' 8" x 21' 8" | 660 cm x 660 cm
 Price: \$2,430




5-12

Triple Toss | 65190
 Height: 8' Triple Toss
 Price: \$944



5-12

Tetherball | 67646
 ASTM Use Zone: 15' 7" x 15' 7" | 475 cm x 475 cm
 Price: \$280



5-12

Mini Fly-A-Round | 67989
 Rotates 360°
 ASTM Use Zone: 16' 4" x 16' 4" | 498 cm x 498 cm
 Price: \$1,570



5-12

Fly-A-Round | 67988
 Rotates 360°
 ASTM Use Zone: 18' 2" x 18' 2" | 554 cm x 554 cm
 Price: \$2,808



5-12

FunTrainer | 67907
 ASTM Use Zone: 15' 7" x 15' 7" | 475 cm x 475 cm
 Price: \$1,536



2-5 5-12

Scoop Digger with Seat | 67841
 Rotates 360°
 ASTM Use Zone: 7' 6" x 7' 6" | 229 cm x 229 cm
 Price: \$998



2-5 5-12

Accessible Scoop Digger | 67842
 Rotates 180°
 ASTM Use Zone: 5' 6" x 2' 9" | 168 cm x 84 cm
 Price: \$985



5-12

Synchro Spinner | 68043
 Rotates 360°
 ASTM Use Zone: 14' x 14' | 427cm x 427cm
 Price: \$1,090

Spring Bouncers

All Spring Bouncers come standard surface mounted.

Use part number 67931 for Inground package, required for EWF Installations, purchased separately.



31" 79cm

Double Flyer | 66537

ASTM Use Zone: 16' 5" x 14' 2" | 500 cm x 432 cm
Price: \$1,396



32" 81cm

Dolphin | 66538

ASTM Use Zone: 15' x 13' 7" | 457 cm x 414 cm
Price: \$1,178



48" 122cm

Seal with C-Spring | 66567
Seal with Coil Spring | 66541

ASTM Use Zone: 15' x 13' | 462 cm x 396 cm

Seal with C-Spring | 66567 - \$1,174
Seal with Coil Spring | 66541 - \$1,036
C-Spring includes Inground mount.



35" 89cm

Horse with C-Spring | 66566
Horse with Coil Spring | 66546

ASTM Use Zone: 15' 2" x 13' | 462 cm x 396 cm

Horse with C-Spring | 66566 - \$1,010
Horse with Coil Spring | 66546 - \$1,036
C-Spring includes Inground mount.



29" 74cm

Solo Flyer | 66547

ASTM Use Zone: 15' 5" x 14' 2" | 470 cm x 432 cm
Price: \$1,205



26" 66cm

Tire Bouncer | 66548

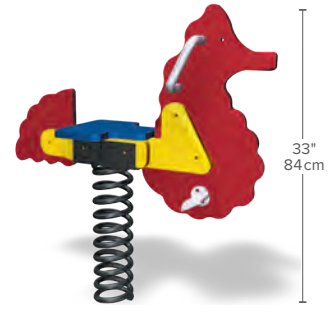
ASTM Use Zone: 14' 7" x 14' 7" | 445 cm x 445 cm
Price: \$886



35" 89cm

Truck | 66542

ASTM Use Zone: 15' 5" x 13' | 462 cm x 396 cm
Price: \$1,205



33" 84cm

Sea Horse | 66544

ASTM Use Zone: 15' 1" x 13' | 462 cm x 396 cm
Price: \$1,036



39" 99cm

Motorcycle | 66536

ASTM Use Zone: 15' 7" x 13' 1" | 475 cm x 399 cm
Price: \$1,204



31" 79cm

Frog | 66545

ASTM Use Zone: 14' 6" x 13' 7" | 442 cm x 414 cm
Price: \$1,008



See-Saw Bouncer

66534 | Poured in place version Price: \$3,409
64573 | Loose-fill surfacing version (shown) Price: \$3,574
ASTM Use Zone: 14' 1" x 20' 3" | 429 cm x 617 cm

Sand & Water Centers

Sand & Water play encourages discovery and exploration on a whole new level.

For Inground Mount installations, please specify Model #66562 when ordering the Van, Fire Truck or Dump Truck bouncer.



2+2 Swinger | 66535
 ASTM Use Zone: 17' 3" x 15' 10" | 526 cm x 483 cm
 Price: \$1,016



Van | 66563
 ASTM Use Zone: 15' 2" x 13' | 462 cm x 396 cm
 Price: \$884



Fire Truck | 66564
 ASTM Use Zone: 14' 5" x 13' 5" | 439 cm x 409 cm
 Price: \$888



Dump Truck | 66565
 ASTM Use Zone: 14' 5" x 13' 5" | 439 cm x 409 cm
 *Note: Van, Fire Truck and Dump Truck bouncers are available in all 2-color HDPE plastic colors.
 Price: \$888

Pre-Chosen Kid Colors:
 Items shown on pages 158-159 have pre-chosen kid-colors, except for the Van, Fire Truck and Dump Truck bouncers. Those are available in all 2-color HDPE plastic colors.

Sand and Water Play
 Each Sand & Water Activity Center includes basins for water or sand, lids, and is equipped with a drain fitting for easy maintenance. The thick, stain-resistant plastic and high-density polyethylene will offer years of happiness!



Sand Spot | 66524
 Ages: 2-5 years
 Width: 38" | 99 cm
 Capacity: 2-4 kids
 Elevation: 16" | 41 cm
 Length: 39" | 99 cm
 Price: \$1,018



Multiple Seating Areas
 surround this distinctive sailboat inspired sandbox, inviting kids to socialize as they hunt for buried treasure.

Sailboat Sandbox | 66506
 Ages: 2-5 or 5-12 years
 Width: 77" | 196 cm
 Capacity: 10 kids
 Elevation: 97" | 196 cm
 Length: 107" | 272 cm
 Price: \$4,123

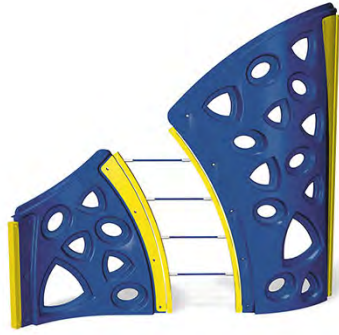
This Accessible Table can be used for sand play or as a planter. Constructed of 14-gauge hot rolled steel spinning with 2-3/8" (6 cm) O.D. galvanized steel supports.



Elevated Sand Table/Planter | 67837
 Ages: 2-5 or 5-12 years
 Capacity: 4-6 kids
 Price: \$1,409



MaxClimb Matrix | 67724
Price: \$9,643

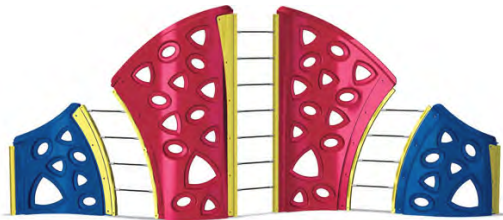


MaxClimb Quest | 67725
Price: \$5,052



MaxClimb Crux | 67726
Price: \$2,655

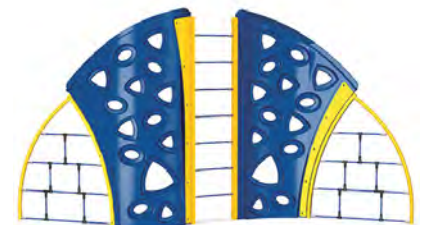
- 1 MaxClimb allows for ultimate supervision
- 2 Double Wall Rotomolded Plastic
- 3 Powder-coated Steel Accents & Support Posts
- 4 Steel-Reinforced Polyester Cable
- 5 Galvanized Steel Connectors
- 6 No Handholds to tighten means less maintenance
- 7 Flat Stepping Areas



MaxClimb Ridge Top | 67745
Price: \$11,631



MaxClimb Peak | 67747
Price: \$6,546



MaxClimb Keystone Cable Climber 67748
Price: \$9,608



MaxTwist Climber | 67974
Price: \$1,280



MaxTwist Challenge | 67975
Price: \$3,191



MaxClimb Challenge 67727
Price: \$1,680



MaxClimb Crest | 67746
Price: \$3,555



Climbers – MaxClimb

Model	Description	Fall Height	Age	ASTM Use Zone
67724	MaxClimb Max	8' (244 cm)	5-12	20' 4" x 19' 3" 620 cm x 587 cm
67725	MaxClimb Quest Freestanding	8' (244 cm)	5-12	13' 8" x 20' 10" 417 cm x 635 cm
67726	MaxClimb Crux	8' (244 cm)	5-12	12' 7" x 16' 10" 384 cm x 513 cm
67745	MaxClimb Ridge Top	8' (244 cm)	5-12	14' 9" x 30' 10" 450 cm x 940 cm
67747	MaxClimb Peak	8' (244 cm)	5-12	14' 5" x 22' 5" 439 cm x 683 cm
67748	MaxClimb Keystone Cable Climber	8' (244 cm)	5-12	15' 1" x 22' 4" 460 cm x 681 cm
67974	MaxTwist Climber	4' (122 cm)	2-5 or 5-12	23' x 16' 701 cm x 488 cm
67975	MaxTwist Challenge	4' (122 cm)	2-5 or 5-12	25' 6" x 14' 9" 777 cm x 450 cm
67727	MaxClimb Challenge	4' (122 cm)	2-5 or 5-12	13' 1" x 16' 3" 399 cm x 495 cm
67746	MaxClimb Crest	4' (122 cm)	2-5 or 5-12	14' 4" x 22' 5" 437 cm x 683 cm

New Climbers and Activities



Pinnacle Coaster | 65163

Ages: 5-12
 ASTM Use Zone: 25'6" x 18'9"
 Price: \$7,423



Pinnacle Cruiser | 65164

Ages: 2-5 or 5-12
 ASTM Use Zone: 20'0" x 15'8"
 Price: \$2,194



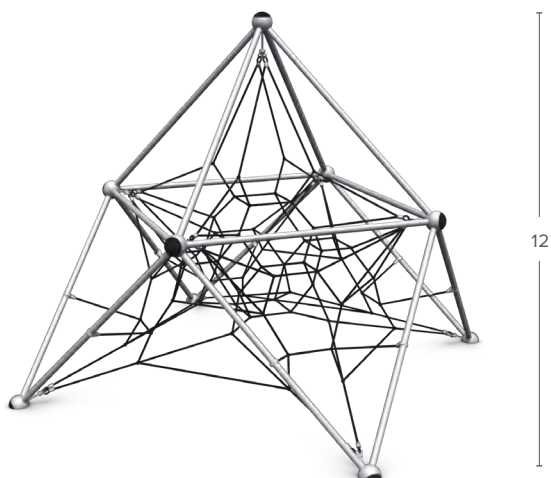
Pinnacle Dome | 65166

Ages: 2-5 or 5-12
 ASTM Use Zone: 18'6" x 18'6"
 Price: \$3,359



Tri Solstice | 65162

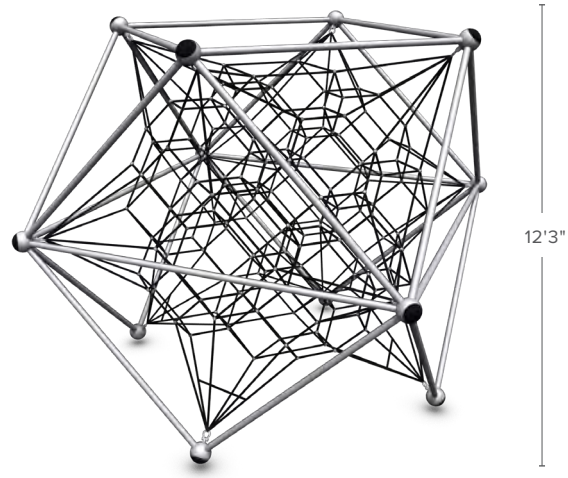
Ages: 5-12
 ASTM Use Zone: 22'0" x 23'0"
 Price: \$6,275



12'

Igloo Net | 65157

Ages: 5-12 | Capacity: 10-15
 ASTM Use Zone: 24'6" x 24'6"
 Fall Height: 6'
 Price: \$17,035



12'3"

Hexagon Net | 68175

Ages: 5-12 | Capacity: 25-35
 ASTM Use Zone: 25' x 25'
 Fall Height: 6'
 Price: \$25,594

Igloo and Hexagon Nets are available only in painted silver with black nets (as shown).

Independent Climbing



Rock Duo Climber | 67950

ASTM Use Zone: 37'8" x 17'8" | 1148 cm x 538 cm
 Rotomolded rock
 Price: \$5,953



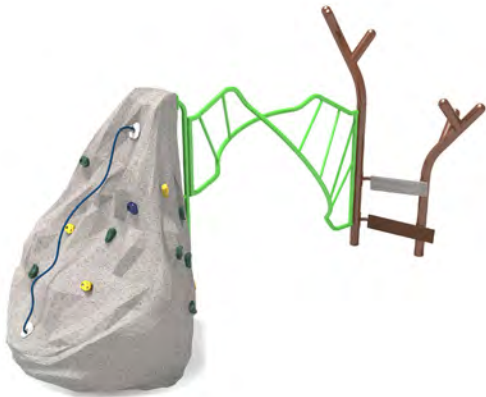
Large Boulder | 68196

ASTM Use Zone: 18' x 16' | 472 cm x 561 cm
 Rotomolded rock
 Price: \$3,992



Small Boulder | 68197

ASTM Use Zone: 18' x 16'
 Rotomolded rock
 Price: \$2,864



Rocky Mountain Pass | 65132

ASTM Use Zone: 25' x 18'4" | 762 cm x 559 cm
 Rotomolded rock
 Price: \$8,017



6' Vertical Loop Climber | 67636

ASTM Use Zone: 14'3" x 13'2" | 434 cm x 401 cm
 Price: \$887

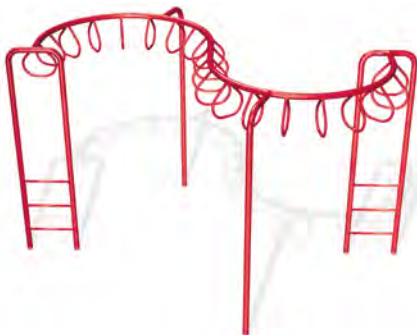
4' Vertical Loop Climber | 67635

ASTM Use Zone: 14'3" x 13'3" | 434 cm x 404 cm
 Price: \$734



Full Loop Arch Climber | 67530

ASTM Use Zone: 14'5" x 20'7" | 439 cm x 627 cm
 Price: \$1,806



'S' Loop Horizontal Ladder | 67529

ASTM Use Zone: 21'11" x 25'9" | 668 cm x 785 cm
 Price: \$3,472



Horizontal Ladder | 67531

ASTM Use Zone: 14'5" x 24'3" | 439 cm x 739 cm
 Price: \$2,056



Twisted Climber | 67944

ASTM Use Zone: 15'5" x 21'5" | 470 cm x 653 cm
 Price: \$3,521

Independent Climbing



Silo Climber | 67508
 ASTM Use Zone: 16'9" x 16'9"
 511 cm x 511 cm
 Price: \$2,033



Climb-A-Round | 67501
 ASTM Use Zone: 20'6" x 18'6"
 625 cm x 564 cm
 Price: \$4,329



4 Way Arch Climber | 67523
 ASTM Use Zone: 20'11" x 20'
 638 cm x 638 cm
 Price: \$2,829



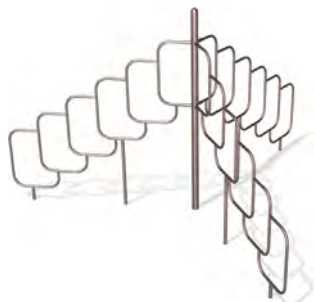
Tree Climber | 67638
 ASTM Use Zone: 14'3" x 14'6"
 434 cm x 442 cm
 Price: \$1,210



Geo Dome Climber | 67542
 ASTM Use Zone: 19'10" x 19'7"
 605 cm x 597 cm
 Price: \$1,375



Half Dome | 67541
 ASTM Use Zone: 28'10" x 28'
 879 cm x 853 cm
 Price: \$3,462

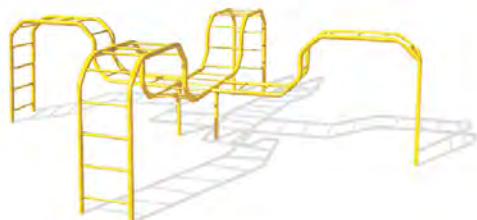


TriClimb | 67507
 ASTM Use Zone: 24'5" x 26'4"
 744 cm x 803 cm
 Price: \$2,738



Triple Climbing Wall with Rings | 67722
 ASTM Use Zone: 18'5" x 17'7"
 561 cm x 536 cm
 Price: \$6,755

Fire Station Climber | 67516
 ASTM Use Zone: 25'3" x 25'3" | 770 cm x 770 cm
 Price: \$3,441



Quad Camel Climber | 67545
 ASTM Use Zone: 27'8" x 27'8" | 843 x 843 cm
 Price: \$3,846



Double Camel Climber | 67546
 ASTM Use Zone: 14'1" x 27'10" | 429 cm x 848 cm
 Price: \$2,023




6' Crescent Climber | 67543
 ASTM Use Zone: 14'1" x 24'6" | 429 cm x 747 cm
 Price: \$1,296

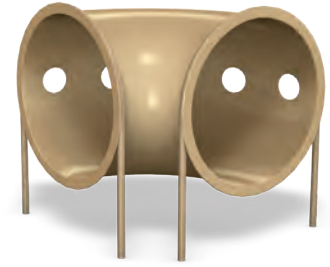
Freestanding Ground Level Activities



Curved Balance Beam | 67643



Double Crawl Tunnel | 67910



Curved Crawl Tunnel | 67911



Single Worm Crawl Tunnel | 67913



Patter Path | 67500



Leaf Hop | 65130

Model	Description	ASTM Use Zone		
67933	Strata-Balance Beam	21'10" x 14'6"	666 cm x 442 cm	\$1,058
67643	Curved Balance Beam	24'3" x 14'	739 cm x 427 cm	\$836
67644	Straight Balance Beam (not shown)	29' x 20'	884 cm x 610 cm	\$468
67645	Triple Balance Beam (not shown)	29' x 20'	884 cm x 610 cm	\$1,913
67500	Patter Path	19.5' x 14'	592 cm x 427 cm	\$1,981
65130	Leaf Hop	14'10" x 19'7"	452 cm x 597 cm	\$3,015
67910	Double Crawl Tunnel	14'10" x 20'2"	452 cm x 614 cm	\$2,044
67911	Curved Crawl Tunnel	15'5" x 15'6"	470 cm x 472 cm	\$1,100
67912	Single Crawl Tunnel (not shown)	14'10" x 16'1"	452 cm x 490 cm	\$1,167
67913	Single Worm Crawl Tunnel	14'10" x 20'10"	452 cm x 635 cm	\$2,429



Strata-Balance Beam | 67933



67994 | Climb and Discover Cave

Standard Handholds
Natural Color Palette

Large cave design and peek-through openings on both sides and ends of climber allow for maximum access and supervision. Four molded-in seating areas provide cozy semi-private spaces and areas for social interaction. Inside of cave is completely clear of support obstructions for active play. Made from premium UV-Stabilized rotationally molded plastic with an extra thick double-wall design for durability. Two professional handhold package options are available. Letters and numbers – ideal for early childhood letter and number recognition. Standard Handholds – for a traditional rock climbing experience. Traditional inground playground mounting system is included.

Plastic color options:

Brown	Beige	Yellow	Spring Green	Green
Royal Purple	Blue	Sky Blue	Orange	Red

*Slight color variations may occur during the molding process



Letter & Number Handholds Playful Color Palette

Model	Description	Ages	Fall Height	ASTM Use Zone	
67997	Climb and Discover Cave (Standard) Natural	2-5 or 5-12	4' (122 cm)	20' x 21' 610 cm x 640 cm	\$4,049
67994	Climb and Discover Cave (Letter & Number) Playful	2-5 or 5-12	4' (122 cm)	20' x 21' 610 cm x 640 cm	\$4,091
65133	Hideaway Clubhouse	2-5	5' (153 cm)	21' x 18'3" 640 cm x 556 cm	\$4,711



65133 | Hideaway Clubhouse

The Hideaway Clubhouse is a great free-standing event for younger children. Imaginative “playhouse” has climbing and movement activities.

Add creative, themed elements to the play space to spark children's imaginations. These fun GFRP events can be added to your landscape to accent your play space. Molded from glass fiber reinforced polymer, these whimsical play events will provide years of enjoyment.

Available from playandpark.com



Chicken Coop



Happy Horse



Daisy the Cow



Hay Bale Climber



Tractor Tunnel Climber

*Contact your recreation consultant for more information about these themed products, pricing, and to view additional options.


Freenotes Harmony Park Product Showcase

Freenotes Harmony Park concert quality instruments are always perfectly tuned, multi-generational, and designed for outdoor use.



NEW!

A growing body of research confirms that experiencing music in nature positively engages the brain, builds social cohesion, and creates the conditions to build harmonious communities. Request PlayCore's Natural Harmony program from your local recreation consultant.



Tuned Drums*

TD-IG-N

*Tuned Drums are available in Natural or in Rainbow (Inset) color palettes

Price: \$3,327



Butterflies

BFLY-I-IG Indigo	\$1,059	BFLY-T-IG Turquoise	\$1,009
BFLY-O-IG Orange	\$1,059	BFLY-Y-IG Yellow	\$1,009



Serenade

SRND-IG-REC

Price: \$4,675



Flowers

FWR-I-IG Indigo	\$1,204	FWR-T-IG Turquoise	\$1,104
FWR-Y-IG Yellow	\$1,204	FWR-O-IG Orange	\$1,104



Pagoda Bells

PBEL-IG-REC

Price: \$3,843



Tenor Tree

TREE-IG

Price: \$4,880

A much larger assortment of instruments and mounting options are available. Ask your sales representative for more information.



Tree Slices



Stepping Boulders



Log Bench



Stepping Turtles



Half Log Beam



Tree Stumps



Log Tunnel

Constructed of Glass Fiber Reinforced Concrete (GFRC), NatureROCKS® Climbing Boulders are artfully inspired from real rock out-croppings and hand-painted to look and feel like natural stone.

Model	Description	Capacity	Space Required	Ages	
5TSL	Tree Slices (Includes 2 small and 3 large steps)	5	13'9" x 21'7" 419 cm x 658 cm	2-5 or 5-12	\$1,393
UP501	Stepping Boulders (Includes 2 small and 1 large Boulder)	3	13'11" x 20'0" 424 cm x 610 cm	5-12	\$2,324
3SB	Stepping Boulders (Includes 3 small Boulders) (not shown)	3	13'11" x 20'0" 424 cm x 610 cm	2-5	\$2,092
4LB	4' Log Bench	3-4	4'0" x 2'0" 122 cm x 61 cm	N/A	\$2,092
6LB	6' Log Bench (not shown)	5-6	6'0" x 2'0" 183 cm x 61 cm	N/A	\$2,791
8FT	8' Fallen Tree Balance Beam (not shown)	5-6	13'3" x 20'1" 404 cm x 612 cm	N/A	\$4,071
4HL	4' Half Log Beam (not shown)	3-4	16'0" x 14'0" 488 cm x 427 cm	2-5 or 5-12	\$1,859
6HL	6' Half Log Beam	5-6	18'0" x 14'0" 550 cm x 427 cm	2-5 or 5-12	\$2,324
UP500	Tree Stumps (Includes 1 small, 1 medium, and 1 large Stump) (not shown)	3	19'0" x 13'4" 579 cm x 406 cm	5-12	\$3,023
3TST	Tree Stumps (Includes 2 small and 1 medium Stump)	3	18'8" x 13'4" 569 cm x 406 cm	2-5	\$2,673
4LT	4' Log Tunnel	4-5	15'5" x 15'8" 470 cm x 478 cm	2-5 or 5-12	\$3,955
6LT	6' Log Tunnel (not shown)	6-8	18'0" x 15'4" 550 cm x 467 cm	2-5 or 5-12	\$5,351
5ST	Stepping Turtles	5	13'0" x 10'0" 396 cm x 305 cm	2-5 or 5-12	\$1,393



Small Sandstone Boulder | SND-SM
Price: \$4,654



Medium/Large NatureROCKS™ Sandstone Boulder
Medium Sandstone Boulder | SND-MD - Price: \$11,134
Large Sandstone Boulder | SND-LG - Price: \$18,093



Medium NatureROCKS™ Granite Boulder | GRN-MD
Price: \$10,010



Small Granite Boulder | GRN-SM
Price: \$4,420



Large Granite Boulder | GRN-LG
Price: \$17,934



Netted Boulders configurations available.
Call UltraPlay for more information about Netted Boulder Configurations

Contact UltraPlay for a quote



5-12

Freestanding Tire Swing

Our rotationally molded Tire Swing features a super-strong galvanized steel ring, providing superior support for this lightweight Tire Swing alternative.



5-12

5" (13 cm) O.D. Arch Tire Swing

Model	Description	Beam Ht./Top Rail	ASTM Use Zone	
67567	Single Bay	8' high, 5" O.D.	20'6" x 26'11" 625 cm x 820 cm	\$2,433
67652	Add-A-Bay	8' high, 5" O.D.	20'6" x 14'5" 625 cm x 439 cm	\$1,696



5-12

65220 | 5" (13 cm) Flying Saucer Swing

Beam Ht./Top Rail: 8' high, 5" O.D.
 ASTM Use Zone: 24'2" x 25'5" | 737 cm x 775 cm
 Swing available in gray only.
 Price: **\$5,568**



3-1/2" O.D. Arch Swings

Model	Description	Beam Ht./Top Rail	ASTM Use Zone	
68034	Single Bay	8' (244 cm) high, 3-1/2" (9 cm) O.D.	32' x 24'10" 975 cm x 757 cm	\$1,304
68035	Add-A-Bay	8' (244 cm) high, 3-1/2" (9 cm) O.D.	32' x 12'5" 975 cm x 378 cm	\$804



5-12

65221 | 5" (13 cm) Double Flying Saucer Swing

Beam Ht./Top Rail: 8' high, 5" O.D.
 ASTM Use Zone: 34'11" x 25'5" | 1064 cm x 775 cm
 Swing available in gray only.
 Price: **\$9,070**

Swing Seats Not Included
 See pages 173-177 for a complete listing of Swing Seat packages.



5" O.D. Arch Swings

Model	Description	Beam Ht./Top Rail	ASTM Use Zone	
68036	Single Bay	8' (244 cm) high, 5" (13 cm) O.D.	32' x 24'10" 975 cm x 757 cm	\$2,074
68037	Add-A-Bay	8' (244 cm) high, 5" (13 cm) O.D.	32' x 12'3" 975 cm x 373 cm	\$1,248

Contact your sales consultant for swing age appropriateness.

Introducing the new Solobay Swings

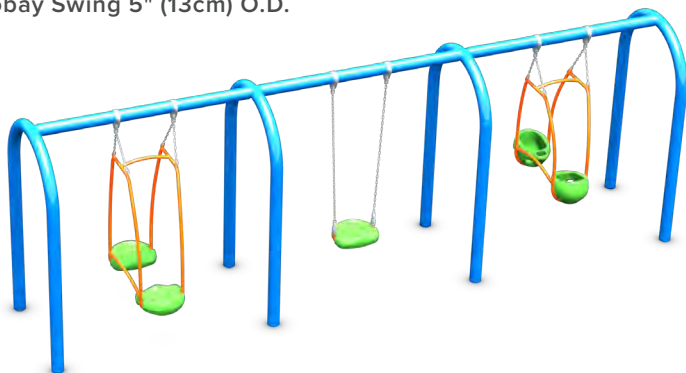
Ideal for locations where space is at a premium, and only one swing is required. Need more swings? Add a Solobay to a standard swing frame, or add multiple Solobays to maximize your space!

Model	Description	Beam Ht./Top Rail	ASTM Use Zone	Price
65214	Solobay Swing	8' high, 3 1/2" OD	32' x 20'1" 975 cm x 612 cm	\$1,259
65215	Solobay Add-A-Bay	8' high, 3 1/2" OD	32' x 18'3" 975 cm x 556 cm	\$734
65212	Solobay Swing	8' high, 5" OD	32' x 20'3" 975 cm x 617 cm	\$1,889
65213	Solobay Add-A-Bay	8' high, 5" OD	32' x 18'5" 975 cm x 551 cm	\$1,049



Solobay Swing 5" (13cm) O.D.

A Solobay swing can be installed with just one swing, when space is an issue.



Solobay Swing 5" (13cm) O.D. with 2 Solobay Add-A-Bays



Arch Swing 5" (13cm) O.D. with 1 Arch Add-A-Bay and 1 Solobay Add-A-Bay



Swing Seats Not Included



68026 Standard Tripod Swing

Shown with 2 Strap Seats sold separately

Standard Tripod Swing Configurations

Standard Tripod Swing configurations have 2-3/8" (6 cm) O.D. top rails and 2-3/8" (6 cm) O.D. support legs. Our swing frames feature a unique design that allows the addition of an Add-A-Bay unit without changing the swing casting.

Freestanding

Model	Frame	Beam Ht.	ASTM Use Zone	
68026	Galvanized	8' (244 cm)	32' 9" x 31' 998 cm x 945 cm	\$865
P68026	Painted	8' (244 cm)	32' 9" x 31' 998 cm x 945 cm	\$1,389
68027	Galvanized	10' (305 cm)	34' 7" x 39' 1054 cm x 1189 cm	\$942
P68027	Painted	10' (305 cm)	34' 7" x 39' 1054 cm x 1189 cm	\$1,544

Add-A-Bay

68028	Galvanized	8' (244 cm)	\$444
P68028	Painted	8' (244 cm)	\$670
68029	Galvanized	10' (305 cm)	\$470
P68029	Painted	10' (305 cm)	\$718

Use zones depend on number of bays added.



Single Post Swings 5" (13 cm) Upright Post

Model	Beam Ht./Top Rail	ASTM Use Zone	
67560	8' (244 cm) high, 3-1/2" (9 cm) O.D.	32' 3" x 24' 11" 983 cm x 759 cm	\$1,122
67561	8' (244 cm) high, 3-1/2" (9 cm) O.D.	32' 3" x 37' 4" 983 cm x 1138 cm	\$1,860



Heavy Duty Tripod Swing Configurations

Heavy Duty Tripod Swing configurations have 3-1/2" (9 cm) O.D. top rails and 2-3/8" (6 cm) O.D. support legs. Please note that Swing Seat packages are sold separately, see pages 173-177.

Freestanding

Model	Frame	Beam Height	ASTM Use Zone	
68030	Galvanized	8' (244 cm)	32' 8" x 31' 996 cm x 945 cm	\$853
P68030	Painted	8' (244 cm)	32' 8" x 31' 996 cm x 945 cm	\$1,382
68031	Galvanized	10' (305 cm)	34' 6" x 39' 1052 cm x 1189 cm	\$927
P68031	Painted	10' (305 cm)	34' 6" x 39' 1052 cm x 1189 cm	\$1,530

Add-A-Bay

68032	Galvanized	8' (244 cm)	\$431
P68032	Painted	8' (244 cm)	\$659
68033	Galvanized	10' (305 cm)	\$453
P68033	Painted	10' (305 cm)	\$701

Use zones depend on number of bays added.



Ask about our Anti-Wrap Swing Hangers! Ideal for public parks.



3-1/2" (9 cm) O.D. T-Swings

Model	Beam Ht./Top Rail	ASTM Use Zone	
67557	8' (244 cm) high, 3-1/2" (9 cm) O.D.	32' 3" x 23' 983 cm x 701 cm	\$1,686



2-5 Made-for-Me Seat Chair brace is available in beige or yellow. One of the only full-support seats that's age and size specific.



5-12 Made-for-Me Seat Chair brace is available in beige or yellow



One-for-All Swing Seat. Restraint not included.

Seat Restraint

Seat Restraint is made from nylon straps and includes a buckle on one end.

Model	Description	Price
67744	One-for-All	\$136

Made-for-Me Swing Seat Packages

Children come in all shapes and abilities, which is why we designed the Made-for-Me Swing Seat in two different sizes. Small for ages 2-5 and Large for ages 5-12.

Made-for-Me* Swing Seats for 5" (13 cm) O.D. Top Rails

Model	Description	Ages	Chain	Top Rail	Price
67854	Made-for-Me	5-12	galvanized	8' (244 cm)	\$519
S67854	Made-for-Me	5-12	stainless	8' (244 cm)	\$583
67859	Made-for-Me	2-5	galvanized	8' (244 cm)	\$504
S67859	Made-for-Me	2-5	stainless	8' (244 cm)	\$555

Made-for-Me* Swing Seats for 3-1/2" (9 cm) O.D. Top Rails

Model	Description	Ages	Chain	Top Rail	3-1/2" (9 cm) O.D. Arch	Single Post	Heavy Duty Tripod	Price
67855	Made-for-Me	5-12	galvanized	8' (244 cm)	•	•	•	\$519
S67855	Made-for-Me	5-12	stainless	8' (244 cm)	•	•	•	\$583
67860	Made-for-Me	2-5	galvanized	8' (244 cm)	•	•	•	\$504
S67860	Made-for-Me	2-5	stainless	8' (244 cm)	•	•	•	\$555
67856	Made-for-Me	5-12	galvanized	10' (305 cm)	•	•	•	\$545
S67856	Made-for-Me	5-12	stainless	10' (305 cm)	•	•	•	\$635

Made-for-Me* Swing Seats for 2-3/8" (6 cm) O.D. Top Rails

Model	Description	Ages	Chain	Top Rail	Standard Tripod	Price
67857	Made-for-Me	5-12	galvanized	8' (244 cm)	•	\$515
S67857	Made-for-Me	5-12	stainless	8' (244 cm)	•	\$579
67861	Made-for-Me	2-5	galvanized	8' (244 cm)	•	\$499
S67861	Made-for-Me	2-5	stainless	8' (244 cm)	•	\$552
67858	Made-for-Me	5-12	galvanized	10' (305 cm)	•	\$541
S67858	Made-for-Me	5-12	stainless	10' (305 cm)	•	\$630

*Model numbers are for seats with yellow braces, beige braces are available upon request.

One-for-All Swing Seat Packages

One-for-All Seats offer another option for extra stability for children with disabilities. Seat Restraint available separately.

One-for-All Swing Seats for 5" (13 cm) O.D. Top Rails

Model	Description	Chain	Top Rail	Price
67731	One-for-All	uncoated	8' (244 cm)	\$376
SS7731	One-for-All	stainless	8' (244 cm)	\$425

One-for-All Swing Seats for 3-1/2" (9 cm) O.D. Top Rails


Model	Description	Chain	Top Rail	3-1/2" (9 cm) O.D. Arch	Single Post	Heavy Duty Tripod	Price
67734	One-for-All	uncoated	8' (244 cm)	•	•	•	\$369
SS7734	One-for-All	stainless	8' (244 cm)	•	•	•	\$423

One-for-All Swing Seats for 2-3/8" (6 cm) O.D. Top Rails

Model	Description	Chain	Top Rail	Standard Tripod	Price
67737	One-for-All	uncoated	8' (244 cm)	•	\$363
SS7737	One-for-All	stainless	8' (244 cm)	•	\$416

Freestanding Swing Seat Packages

Swing Seat Packages



Clevis Attachment

Clevis Attachments Swing Seats for 5" (13 cm) O.D. Top Rails

Model	Description	Chain	Top Rail	5" O.D. Arch	Price
67592	Tot Seat	galvanized 8' (244 cm)		•	\$320
SS7592	Tot Seat	stainless 8' (244 cm)		•	\$345
67598	Strap Seat	galvanized 8' (244 cm)		•	\$257
SS7598	Strap Seat	stainless 8' (244 cm)		•	\$288

S-Hook Attachments Swing Seats for 3-1/2" (9 cm) O.D. Top Rails

Model	Description	Chain	Top Rail	3-1/2" O.D. Arch	Single Post	T-Swing	Heavy Duty Tripod	Price
67583	Tot Seat	galvanized 8' (244 cm)		•	•	•	•	\$303
SS7583	Tot Seat	stainless 8' (244 cm)		•	•	•	•	\$328
67587	Strap Seat	galvanized 8' (244 cm)		•	•	•	•	\$255
SS7587	Strap Seat	stainless 8' (244 cm)		•	•	•	•	\$298
67587	Strap Seat	galvanized 10' (305 cm)					•	\$255
SS7587	Strap Seat	stainless 10' (305 cm)					•	\$298

Clevis Attachments Swing Seats for 3-1/2" (9 cm) O.D. Top Rails

Model	Description	Chain	Top Rail	3-1/2" O.D. Arch	Single Post	T-Swing	Heavy Duty Tripod	Price
67591	Tot Seat	galvanized 8' (244 cm)		•	•	•	•	\$318
SS7591	Tot Seat	stainless 8' (244 cm)		•	•	•	•	\$342
67597	Strap Seat	galvanized 8' (244 cm)		•	•	•	•	\$255
SS7597	Strap Seat	stainless 8' (244 cm)		•	•	•	•	\$287
67600	Strap Seat	galvanized 10' (305 cm)					•	\$269
SS7600	Strap Seat	stainless 10' (305 cm)					•	\$312

S-Hook Attachments Swing Seats for 2-3/8" (6 cm) O.D. Top Rails

Model	Description	Chain	Top Rail	Standard Tripod	Price
67582	Tot Seat	galvanized 8' (244 cm)		•	\$297
SS7582	Tot Seat	stainless 8' (244 cm)		•	\$324
67586	Strap Seat	galvanized 8' (244 cm)		•	\$248
SS7586	Strap Seat	stainless 8' (244 cm)		•	\$293
67586	Strap Seat	galvanized 10' (305 cm)		•	\$248
SS7586	Strap Seat	stainless 10' (305 cm)		•	\$293

Clevis Attachments Swing Seats for 2-3/8" (6 cm) O.D. Top Rails

Model	Description	Chain	Top Rail	Standard Tripod	Price
67590	Tot Seat	galvanized 8' (244 cm)		•	\$312
SS7590	Tot Seat	stainless 8' (244 cm)		•	\$334
67596	Strap Seat	galvanized 8' (244 cm)		•	\$248
SS7596	Strap Seat	stainless 8' (244 cm)		•	\$282
67599	Strap Seat	galvanized 10' (305 cm)		•	\$263
SS7599	Strap Seat	stainless 10' (305 cm)		•	\$307



5-12

67615 | Strap Seat
with coated chain & clevis
All Strap Seats are Dark Green
Price: \$282



2-5

67590 | Fully Enclosed Tot Seat
with clevis
All Fully Enclosed Tot Seats are Dark Green
Price: \$312



2-5 5-12

67731 | One-for-All Seat uncoated
Available in all 12 solid rotomold colors
Price: \$376

Swing Seats with Clevis

(does not include chains or hangers)

Model	Description	Price
67549	Strap Seat	\$138
67553	Enclosed Tot Seat	\$251

Quick Pick Swing Configurations



These Quick Pick Swing Configurations take our most popular swing packages and bundle them up for easy ordering.


Model	Description	Price
68186	3 1/2" arch, 1 bay, belt seats, galvanized chain w/ clevis ASTM Use Zone: 23'-3" x 32' 709cm x 975cm	\$1,804
68187	3 1/2" arch, 2 bay, belt seats, galvanized chain w/ clevis ASTM Use Zone: 34'-2" x 32' 1041cm x 975cm	\$3,110
68188	3 1/2" arch, 1 bay, tot seats, galvanized chain w/ clevis (Shown) ASTM Use Zone: 23'-3" x 27'-4" 709cm x 833cm	\$1,930
68189	3 1/2" arch, 2 bay, tot seats, galvanized chain w/ clevis ASTM Use Zone: 34'-2" x 27'-4" 1041cm x 833cm	\$3,362
68190	3 1/2" arch, 2 bay, 1 bay belts, 1 bay tots, galvanized chain w/ clevis ASTM Use Zone: 34'-2" x 32' 1041cm x 975cm	\$3,236



Model	Description	Price
68181	Single post, 1 bay, belt seats, galvanized chain w/ clevis (Shown) ASTM Use Zone: 24'-11" x 32' 759cm x 975cm	\$1,628
68182	Single post, 2 bay, belt seats, galvanized chain w/ clevis ASTM Use Zone: 37'-4" x 32' 1138cm x 975cm	\$2,864
68183	Single post, 1 bay, tot seats, galvanized chain w/ clevis ASTM Use Zone: 24'-11" x 27'-4" 759cm x 833cm	\$1,754
68184	Single post, 2 bay, tot seats, galvanized chain w/ clevis ASTM Use Zone: 37'-4" x 27'-4" 1138cm x 833cm	\$3,116
68185	Single post, 2 bay, 1 bay belts, 1 bay tots, galvanized chain w/ clevis ASTM Use Zone: 37'-4" x 32' 1138cm x 975cm	\$2,990



Model	Description	Price
68191	5" arch, 1 bay, belt seats, galvanized chain w/ clevis (Shown) ASTM Use Zone: 23'-11" x 32' 729cm x 975cm	\$2,575
68192	5" arch, 2 bay, belt seats, galvanized chain w/ clevis ASTM Use Zone: 35'-5" x 32' 1080cm x 975cm	\$4,328
68193	5" arch, 1 bay, tot seats, galvanized chain w/ clevis ASTM Use Zone: 23'-11" x 27'-4" 729cm x 833cm	\$2,701
68194	5" arch, 2 bay, tot seats, galvanized chain w/ clevis ASTM Use Zone: 35'-5" x 27'-4" 1080cm x 833cm	\$4,580
68195	5" arch, 2 bay, 1 bay belts, 1 bay tots, galvanized chain w/ clevis ASTM Use Zone: 35'-5" x 32' 1080cm x 975cm	\$4,454



Wear Mats

Wear Mats are a great addition to surfacing in high traffic areas to protect critical safety surfacing from displacement and non-compliance

Medium Duty: 209426
Price: \$154

Heavy Duty: 161292
Price: \$243

	Medium Duty	Heavy Duty
Item Number	209426	161292
Size	36" x 36" x 3/4"	44" x 48" x 1"
Weight (lbs.)	29.9	60.0




reflections
#selfieswing

65167 | Reflections SelfieSwing
3 1/2" x 8' top rail | \$1,599

65173 | Reflections SelfieSwing
5" x 8' top rail | \$1,599

Tot seat 2-5, tweenswing 2-12*
Stainless steel chain, swing hangers,
and hardware included.

- Capture hands-free photos
- Enjoy face-to-face interaction
- Share photos with family and friends




totmates
#selfieswing

65170 | Totmates SelfieSwing
3 1/2" x 8' top rail | \$1,999

65178 | Totmates SelfieSwing
5" x 8' top rail | \$1,999

Tot seats 2-5. Stainless steel chain,
swing hangers, and hardware included.



tot
#selfieswing

65177 | Tot SelfieSwing
2 3/8" x 8' top rail | \$689

65168 | Tot SelfieSwing
3 1/2" x 8' top rail | \$689

65174 | Tot SelfieSwing
5" x 8' top rail | \$689

Tot seat 2-5. Stainless steel chain, swing
hangers, and hardware included.






 **tweenmates**

65179 | Tweenmates
3 1/2" x 8' top rail | \$1,999

65180 | Tweenmates
5" x 8' top rail | \$1,999

Tweenmates assembly 5-12.*
Stainless steel chain, swing hangers,
and hardware included.



 **Tween**

65176 | TweenSwing
2 3/8" x 8' top rail | \$549

65169 | TweenSwing
3 1/2" x 8' top rail | \$549

65175 | TweenSwing
5" x 8' top rail | \$549

Tweenswing 2-12.*
Stainless steel chain, swing hangers,
and hardware included.



Is space a concern for your current playground project? Now you can add a tot swing or tot seat as a cantilever to an existing swing bay. Ask your Recreation Consultant to show you how.



65172 | Cantilever Selfie Tot Swing
3 1/2" frame | \$999

65182 | Cantilever Selfie Tot Swing
5" frame | \$999

Selfie Tot seats 2-5. Stainless steel chain, swing hangers, top rail,
mounting brackets, and hardware included.



65181 | Cantilever Tot Seat
3 1/2" frame | \$839

65183 | Cantilever Tot Seat
5" frame | \$839

Tot seats 2-5.
Stainless steel chain, swing hangers, top rail, mounting
brackets, and hardware included.

*Can be enjoyed by parents, grandparents or responsible sibling.



Exercise While You Supervise™

Want to get some exercise while your children are playing on the playground? These ActionFit stations are the solution. Adults can exercise while staying in one place and continue supervising. By incorporating these pieces into your recreation area, you create an active multi-generational environment.



ActionFit® by UltraSite® is positively impacting landscapes with modern, attractive, outdoor fitness equipment that can be available 24 hours a day, 7 days a week. Designed for ages 13 and up, ActionFit encourages interaction and the importance of getting fit by incorporating the five key elements of fitness described below. Visit our website to view the full fitness product line with over 40 products to choose from, and gain access to our complete catalog: www.actionfitoutdoors.com

ALIGN YOUR OUTDOOR FITNESS PROGRAM TO HEALTH BENEFITS AND TOTAL BODY FITNESS:



AEROBIC FITNESS

Keeps heart and lungs functioning at optimum levels.



MUSCLE FITNESS

Builds endurance and strength, to perform challenging tasks.



CORE FITNESS

Stabilizes the body during movement.



BALANCE TRAINING

Promotes kinesthetic awareness.



FLEXIBILITY TRAINING

Promotes stability, coordination, and range of motion.

AEROBIC FITNESS



Cardio Walker | UP164

Use Zone: 9'7" L x 11'6" W



Plyometric Box

6" UP172 12" UP173
18" UP174 24" UP175

Use Zone: 10'11" L x 10'11" W
Available as in-ground mount only.



Step-Up | UP264

Use Zone: 11'7" L x 13'2" W
Available as in-ground mount only.



High Jump | UP252

Use Zone: 9'2" L x 14'10" W
Available as in-ground mount only.




Log Hop | UP250

Use Zone: 12'11" L x 12'11" W
Available as in-ground mount only.



Hurdle | UP265

Use Zone: 16'2" L x 19'2" W
Available as in-ground mount only.



Cardio Walker | UP164

KEY:

SURFACING REQUIRED

ADA ACCESSIBLE



Become a National Demonstration Site

By including the products with five elements of fitness, your park qualifies to become a National Demonstration Site. This prestigious status is designated by PlayCore, UltraSite's parent company. Along with the National Demonstration Site recognition you also receive:

- Listing on the National Registry of Outdoor Fitness Parks
- Exclusive designation sign
- Permission to use National Demonstration Site Seal for marketing purposes
- Recognition letter and certificate
- A professional press release which will be sent to news agencies in your community to promote your leadership as an advocate for health

Visit www.actionfitoutdoors.com for full aerobic offering.

MUSCLE FITNESS



Multi-Gym | UP189

Use Zone: 19'1" L x 23'9" W

Available as in-ground mount only.



Leg Press | UP170

Use Zone: 9'0" L x 10'11" W



Chest Press | UP166

Use Zone: 9'7" L x 10'7" W



Joint Use Pull-Up | UP261

Use Zone: 16'10" L x 9'0" W

Available as in-ground mount only.



Parallel Bars | UP263

Use Zone: 16' L x 8'8" W

Available as in-ground mount only.



Lat Pull-Down (Accessible) | UP180

Use Zone: 10'1" L x 14'2" W

FLEXIBILITY TRAINING



Assisted Functional Trainer | UP351

Use Zone: 15'3" L x 10'11" W

Available as in-ground mount only.



Knee Lift | UP257

Use Zone: 12'7" L x 7'7" W

Available as in-ground mount only.



PlayCore's best practice guidebook, *Outdoor Fitness Parks: Best Practices for Promoting Community Health by Increasing Physical Activity*, is helpful for creating a fitness space that promotes healthy solutions in your community.

Request your FREE copy at ActionFitOutdoors.com/contactus

CORE FITNESS



Sit-Up / Back Extension | UP168
Use Zone: 10'8" L x 13'3" W




Captain's Chair | UP167
Use Zone: 8'6" L x 10'7" W



Body Curl | UP262
Use Zone: 9' L x 13'10" W
Available as in-ground mount only.



Sit-Up Station | UP254
Use Zone: 8'8" L x 13'10" W
Available as in-ground mount only.



Captain's Chair | UP167


BALANCE TRAINING



Balance Board | UP177
Use Zone: 10'5" L x 14'5" W
Available as J-bolt footing only.



Balance Plank | UP176
Use Zone: 12'11" L x 9'6" W
Available as in-ground mount only.



Balance Beam | UP251
Use Zone: 19'1" L x 9' W
Available as in-ground mount only.



6' Preschool Table | SF-172

- SF-170 46"
- SF-171 46" ADA
- Preschool Table includes 1-5/8" galvanized tube frames with 1-1/16" galvanized tube diagonal braces.
- Coated Punched Steel



Coated Punched Steel Benches

	Bench (with 10" wide seat & backrest)	Seat (without back)	Music Bench
6' In-ground	SF-126	SF-163	SF-326
6' Portable	SF-127	SF-164	SF-327
6' Surface mount	SF-128	SF-165	SF-328
8' In-ground	SF-129	SF-132	-
8' Portable	SF-130	SF-133	-
8' Surface mount	SF-131	SF-134	-


- Heavy-duty 2-3/8" galvanized tube frames with 1-1/16" galvanized tube horizontal brace and 1/8" thick steel attachment straps are included with seats and benches.
- Expansion anchor bolts are included with surface mount seats and benches.

See our Music Bench on page 143.



6' Buddy Bench | 940-P6-BB

2 3/8" O.D. MIG welded frame. Available in 6' and 8' lengths. Seat available in Diamond (V) or Perforated Game (P) pattern.



Coated Punched Steel Tables

8' Heavy Duty ADA Table (Shown above)

Table length is extended on both sides to allow for wheelchairs.

Standard Table 1-5/8" frames (Not Shown)

Available with standard 1-5/8" galvanized tube frames with 1-1/16" galvanized tube diagonal braces and 1/8" thick attachment straps.

Heavy Duty Table

Heavy-duty picnic tables include 2-3/8" galvanized tube frames with 1/16" galvanized tube diagonal braces and 1/8" thick attachment straps.

	Heavy Duty Table	Standard Table 1-5/8" frames
6'	SF-162	SF-166
8'	SF-167	SF-169
8', ADA	SF-168	-

Create your own color combination for tables and legs from 4 Plastisol and 22 Paint Colors. See all colors on page 193.



Note: Thermoplastic Coating option available, ask your Play & Park rep for details.




In-ground Single Pedestal Table SF-173

Single Pedestal Tables

- SF-173 46" In-ground
- SF-174 46" In-ground, ADA
- SF-175 46" Surface mount
- SF-176 46" Surface mount, ADA

- Single Pedestal Table includes heavy-duty 3/16" thick center support, 4" square post with 3" square seat supports and 2" square seat braces.
- ADA accessible Single Pedestal Table includes seats on three sides to allow wheelchair access.



46" Food Court Table | SF-170

Food Court Tables

- Food Court Tables include permanent mounting holes in the frames (anchor bolts not included).
- Portable Food Court Tables include 1-5/8" galvanized tube frames with 1-1/16" galvanized tube diagonal braces.
- ADA Food Court and Single Pedestal Tables include seats on three sides to allow wheelchair access.
- Powder coated frames in choice of 22 colors.



Litter Receptacles


Coated Punched Steel

All Coated Punched Steel Receptacles include a 32 gallon black plastic liner.

- SF-207 Dome Cover, In-ground
- SF-208 Dome Cover, Surface mount
- SF-209 Flat Cover, In-ground
- SF-210 Flat Cover, Surface mount
- SF-211 Without Cover

Play & Park Structures

offers a variety of sports equipment to complete your park or school. Don't see something here? Ask your Play & Park representative if we have what you need. View additional items online.



Volleyball Packages

- 270SS Steel Top Net, PVC Ground Sleeves (no cap)
- 271SS Steel Top Net, PVC Ground Sleeves (w/ cap)
- 272SS Rope Top Net PVC Ground Sleeves (no cap)
- 273SS Rope Top Nets PVC Ground Sleeves (w/ cap)
- 274SS Replacement Net - Rope Top
- 275SS Replacement Net - Steel Top
- 277SS Boundary Markers

- 10' Galvanized 2-3/8" O.D. steel pole inserted 2' into ground.
- Drilled for volleyball, badminton and tennis




Soccer Goals

Elite Club - 3" Classic White Alumagoal

142SS	8' X 24' Alumagoal	145SS	6.5' X 12' Alumagoal
143SS	7' X 21' Alumagoal	146SS	4.5' X 9' Alumagoal
144SS	6.5' X 18.5' Alumagoal	147SS	4' X 6' Alumagoal

Ground Anchors and 3mm white nets included. Elite Club Goals are also available in aluminum.



Gooseneck Football Goalposts

- 250SS High School, White
- 251SS High School, Yellow
- 252SS Collegiate, White
- 253SS Collegiate, Yellow
- 255SS Ground Sleeves
- 254SS Goal Post Directional Flags (4)

Permanent or semi-permanent, single post slingshot design meets all NFSHSA specs. Goal measures 30'H with 5' offset. Heavy duty 4-1/2" galvanized steel gooseneck. 2-3/8" x 20' aluminum uprights. Includes 4 wind direction flags. All parts are powder coated in white or yellow with either 23' 4" High School or 18' 6" Collegiate crossbars. Optional ground sleeves are recommended and sold separately. Does not include padding.

Basketball



Gooseneck Post with Aluminum Backboard

- 436SS 4' Gooseneck, Std Rim, White
- 437SS 5' Gooseneck, Std Rim, White
- 438SS 4' Gooseneck, Breakaway Rim, White
- 439SS 5' Gooseneck, Breakaway Rim, White
- 440SS 4' Gooseneck, Double Rim, White
- 441SS 5' Gooseneck, Double Rim, White

Includes post, aluminum backboard, goal and net. **440SS & 441SS** include a chain net, all others include a nylon net and hardware.



Grizzly Basketball System – with Breakaway Goal Adjustable | 186SS

Includes black wraparound pole pad. Nylon net and hardware included. Adjusts from 7-1/2' to regulation 10' with ease.

Basketball Nets

- 181SS Heavy Duty Anti-Whip Net
- 182SS Brute Braided Nylon Net
- 183SS Standard Duty Braided Nylon Net
- 184SS Traditional Braided Nylon Net
- 185SS Braided Poly Net



442SS Double Rim Front Mount Flex Goal Net & HW included



443SS Ultimate Playground Goal Net & HW included



444SS Front Mount Super Goal w/Nylon Net
445SS Front Mount Super Goal w/Chain Net



446SS Game Series Breakaway Goal Nylon Net & HW included



Introducing Play & Park Shade

Selecting from a variety of standard shapes and sizes of shades has never been easier. Now you can complete your play or recreation environment with temperature lowering, aesthetically pleasing shade!



Square Shade
(3 different heights)



Hexagon Shade
(3 different heights)



Hex Umbrella
(2 different heights)



Cantilever Umbrella
(3 different heights)



Rectangle Shade
(3 different heights)



Dual Column Umbrella
(3 different heights)



Hanging Cantilever

Request our new Play & Park Shade catalog to view the wide variety of styles and size options.



Square Umbrella
(2 different heights)

View all shade color options on page 193.



From Post Caps to Attenuating Pads, We are your complete play space provider!

Let a Play & Park Structures Recreation Consultant help you create the perfect play space from top to bottom. We can provide quality, safety surfacing in a variety of options to provide you with a complete and compliant space solution.

Strong Foundations — Best practice guide to playground surfacing. Request your program guide at playandpark.com

1
UNITARY RUBBER

Unitary Rubber
Solid surface formed by pouring or laying rubber material in a continuum.

2
GRASS TURF

Grass Turf
Natural looking surface option that resembles grass but meets playground attenuation standards.

3
LOOSE FILL

Loose Fill
Loose materials, such as wood fiber, used on playgrounds that shift under foot.

Contact us about Maintenance Programs to help extend the life of your surface!

1
UNITARY RUBBER


SurfaceMax
POURED RUBBER

Poured In Place (PIP) Rubber


- Superior impact absorption to meet ASTM standards
- Customizable with graphic design for added play value and visual impact
- Resilient non-skidding surface for longevity in compliance



Value ● Moderate ● Premium ●



Required Maintenance	●
Site Preparation	●
Longevity	●
Price	●



Standard Colors



Premium Colors

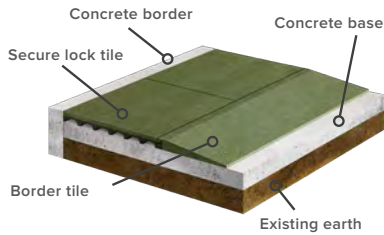


All colors are approximate and may vary by region. Full color selection available by request.



Tile

- Patented locking design for secure installations
- Many color options for patterned design
- IPEMA Certified for fall heights up to 10'



Value ● Moderate ● Premium ●

Required Maintenance	●
Site Preparation	●
Longevity	●
Price	●

ADA
Accessible
Ramps
Available

Pigmented Colors



Standard EPDM Colors



All colors are approximate and may vary by region. Full EPDM selection available upon request.



BONDED RUBBER



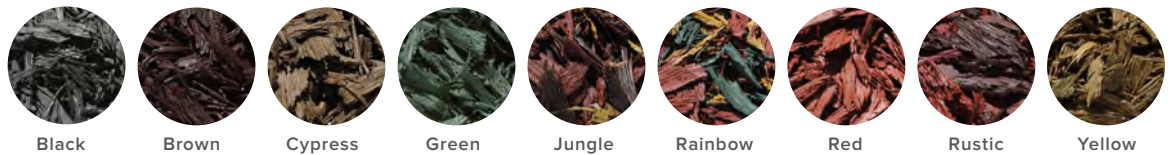
Bonded Rubber

- Comprised of wire free, cleaned, recycled rubber
- Installed and troweled by hand to provide resilient, seamless appearance
- One layer system can meet most critical fall height requirements



Value ● Moderate ● Premium ●

Required Maintenance	●
Site Preparation	●
Longevity	●
Price	●



All colors are approximate and may vary by region.

2
GRASS
TURF



PLAY TURF



Turf

- Look and feel of natural grass with attenuating features to meet ASTM requirements
- Features enforced lining for resilience against repeated play
- Lower maintenance than real grass, no mowing or watering required



Value ● Moderate ● Premium ●

Required Maintenance	●
Site Preparation	●
Longevity	●
Price	●

3
LOOSE FILL

SurfaceMax
LOOSE FILL



- Can be installed without required skilled labor
- Economic option but will require more frequent maintenance for ASTM compliance

Loose Fill Rubber

- Durable with superb impact attenuation
- Made from clean, wire-free rubber in multiple color options



Engineered Wood Fiber (EWF)

- Non-toxic and does not contain paint, chemicals, or additives
- Provides sufficient attenuation to meet minimal ASTM standards



Value ● Moderate ● Premium ●



Value ● Moderate ● Premium ●



SurfaceMax
ACCESSORIES



Park Timber
67757 | 8" height
Price: \$55
66576 | 12" height
4' long. Black only.
Price: \$54



Park Timber Adapter
Allows a smooth transition between different fall height requirement zones.
67637 | Left
67740 | Right
Price: \$92



Park Timber Connector
Joins two regular timbers to create lengths to fit within any space.
67852 | 8" height
Price: \$59
67660 - Galvanized Stake Package
Price: \$17



PTAC Accessible Park Timber
Connects to Park Timbers to allow for easy access to the playground. Works with both 8" and 12" Park Timbers.
67743 | Black Price: \$385
67755 | Black with adapter Price: \$548



NatureCurb
The log themed curb is a perfect addition to bring the look of nature to your playground. Available in 12" height only.

- | | |
|------------------------------------|-------|
| 67976 Nature Curb Brown | \$108 |
| 67977 Nature Curb Left Brown | \$80 |
| 67978 Nature Curb Right Brown | \$80 |
| 67979 Accessible Nature Curb Brown | \$581 |



Rubber PlayCurbs
Flexible rubber curbs can be used as edging for a professional finish to projects. Available in Green, Brown, or Terra Cotta. Curbs are 8' long and available in 4", 6", 8", and 12" heights. Pricing available upon request.



Geotextile Fabric
This water-permeable fabric creates a barrier between loose-fill surfacing and the earth below, helping to keep surfacing in place and preventing clogging of drainage systems.

- | | |
|--|--------------|
| 161291 1,225 Square foot roll, 3' wide | Price: \$341 |
| 161290 2,250 Square foot roll, 6' wide | Price: \$681 |



ASTM Testing Kit | 6101
The PlayCore Testing Kit includes all the tools to thoroughly test a playground for ASTM standards.
Price: \$648



Geo Composite Drainage Systems
Drainage is an important part of playground design to prevent puddles and erosion. SurfaceMax drainage systems are developed specifically to prevent drainage issues on your playground.

- | | | |
|--------|-----------|--------------|
| 161294 | 150' roll | Price: \$474 |
|--------|-----------|--------------|

A Roadmap for the Playground Planning Process

Getting Started

The Budget

Factors to Consider

- Overall size of the play space
- Number of children who will use the space
- Type of surfacing you will select
- Equipment and surfacing installation costs

The Children

Factors to Consider

- Identify primary users of the play space
- Plan for age appropriate equipment
- Incorporate a variety of play elements
- Implement inclusive principles in your design

The Site

Factors to Consider

- **Topography**—Level grade will save time and money
- **Soil and drainage conditions**
- **Utilities**—Identify the location of those seen and unseen
- **Circulation**—Maximize visibility with the appropriate use zone

Installation

Factors to Consider

- **\$\$\$ Professional Installation:** Factory Certified Installers manage entire process
- **\$\$ Supervised Installation:** Volunteers participate under supervision of Factory Certified Installers
- **\$ Customer Installation:** Volunteers organize and fully participate in installation



Which Surfacing is Best?

	Site Preparation Requirements	Maintenance Requirements	Expected Longevity	*Meets Accessibility	Cost
Bonded Rubber	High	Moderate	Low	YES	\$\$ Initial \$\$\$ Lifetime
Engineered Wood	Low	High	Low	YES	\$ Initial \$\$\$ Lifetime
Fiber (EWF) Poured in Place (PIP)	EPDM	Low	High	YES	\$\$\$ Initial \$ Lifetime
	TPV	High	Low	YES	\$\$\$ Initial \$ Lifetime
Shredded Rubber	Low	Moderate	Moderate	YES	\$\$ Initial \$\$\$ Lifetime
Tiles	High	Moderate	High	YES	\$\$\$ Initial \$ Lifetime
Turf	High	Moderate	Moderate	YES	\$\$\$ Initial \$ Lifetime



Low

\$ Low Cost



Moderate

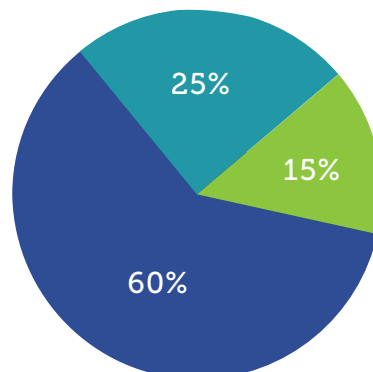
\$\$ Moderate Cost



High

\$\$\$ High Cost

*Manufacturers must submit their surfaces for testing. Some variation may occur. Please check with your manufacturer for product certification.









Example of Playground Funding Allocation

- Equipment
- Surfacing (EWF)
- Installation

The budget percentages listed are for illustrative purposes only and to visually address the main considerations when planning a playground project. Surfacing percentage is based using Engineered Wood Fiber.

Engaging Playgrounds for Every Venue



	Posts (Diameter)	Deck Size	Deck Height	Ages	Value
	5"	48"	Up to 8'	2-5 or 5-12	Largest capacity for busiest playgrounds
	3 1/2"	36"	Up to 8'	2-5 or 5-12	Maximum play for smaller footprint
	3 1/2"	36"	Up to 5'4"	2-5	Age appropriate for social & cognitive development
	3 1/2"	No Decks	Ground Level	5-12	Encourages physical activity with challenging climbing circuits
	5"	No Decks	Ground Level	5-12	Urban tough, physically challenging
	3 1/2"	No Decks	Ground Level	2-5 or 5-12	Fitness-focused play presenting continuous lateral pathways



Age Range

SuperMax and DuraMax systems are designed for children 2-5 years or 5-12 years old, while totmax and early horizons are created for children ages 2-5 years. Boulderscapes, Horizons, and Skyline systems provide more physically challenging play that is appropriate for children 5-12 years.

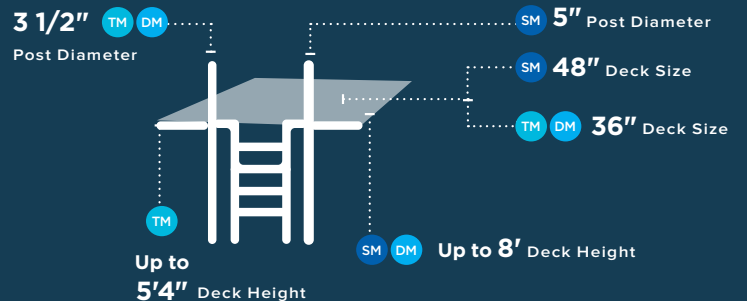
Product Line Key:

- SM SuperMax
- DM DuraMax
- TM totmax



Deck Height + Size

Looking for a recreation solution for a local park, school, or early childhood center? Choose from a variety of products that include traditional composite structures with two different deck sizes, or from deckless systems that encourage continuous lateral movement.



Value

No matter what your recreation requirements might be—from large, inclusive, ramped units, to the smallest single deck structure—Play & Park Structures has a product line designed to meet your space requirements as well as your budget.

Color Palettes


Choose or create your own!

Design your play structure with confidence and creativity using our pre-defined collection of colors or customize your own to add a meaningful touch to your play area. Custom selections can mix-and-match any way you like.

NEW!



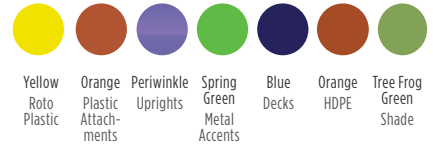
Shamrock




NEW!




Bubblegum




Spirited




Basics



Refresh




Adventure




NEW!



Waterfall




Earth




Inspire



Northwoods



Energetic



NEW!



Gingersnap



Orange Roto Plastic Sky Blue Plastic Attachments Champagne Uprights Orange Metal Accents Gray Decks Blue HDPE Cloud Shade



Clear Sky



Blue Roto Plastic Gray Plastic Attachments Sky Blue Uprights Orange Metal Accents Gray Decks Gray HDPE Cloud Shade



Limelight



Blue Roto Plastic Yellow Plastic Attachments Spring Green Uprights Spring Green Metal Accents Blue Decks Blue HDPE Tree Frog Green Shade



United



Blue Roto Plastic Blue Plastic Attachments White Uprights Red Metal Accents Red Decks Blue HDPE Deep Sea Shade



Nation's Best



Red Roto Plastic Blue Plastic Attachments White Uprights Blue Metal Accents Blue Decks Red HDPE Deep Sea Shade



Spring



Yellow Roto Plastic Spring Green Plastic Attachments Metallic Uprights Orange Metal Accents Blue Decks Spring Green HDPE Sky Shade

NEW!



Harmony



Sky Blue Roto Plastic Night Sky Blue Plastic Attachments Champagne Uprights Light Green Metal Accents Gray Decks Blue HDPE Deep Sea Shade

NEW!



Peacock



Periwinkle Roto Plastic Royal Purple Plastic Attachments Periwinkle Uprights Spring Green Metal Accents Blue Decks Spring Green HDPE Tree Frog Green Shade

NEW!



Savannah



Gray Roto Plastic Beige Plastic Attachments Burgundy Uprights Burgundy Metal Accents Gray Decks Black HDPE Azure Shade



Greenway



Gray Roto Plastic Light Green Plastic Attachments Starlight Black Uprights Spring Green Metal Accents Brown Decks Green HDPE Evergreen Shade



Natural



Beige Roto Plastic Beige Plastic Attachments Green Uprights Burgundy Metal Accents Brown Decks Beige HDPE Sand Shade



River Rock



Light Green Roto Plastic Gray Plastic Attachments Butter-scotch Uprights Champagne Metal Accents Gray Decks Green HDPE Evergreen Shade

play & park structures® warranties

Limited Lifetime Warranty

Limited lifetime warranty on all Play & Park Structures posts, clamps, post caps, and hardware.

15 Year Limited Warranty

15-Year limited warranty on SuperMax, DuraMax, totmax, Skyline, Early Horizons, rotomolded plastic components, decks, pipes, rails, loops, and rungs.

10 Year Limited Warranty

10-Year limited warranty on shade products, fiberglass signage, pressure treated pine, and redwood products utilized in site furnishings.

5 Year Limited Warranty

5-Year limited warranty on, HDPE panels, swing strap seats, tot seats, and nylon-covered cable net climbers and components.

3 Year Limited Warranty

3-Year limited warranty on spring bouncer C-type springs.

1 Year Limited Warranty

1-Year limited warranty on spring bouncer coil springs and all other Play & Park Structures products including moving parts.

Terms & Conditions

TO THE EXTENT PERMITTED BY LAW, THESE WARRANTIES ARE EXPRESSLY IN LIEU OF ANY OTHER IMPLIED OR EXPRESSED WARRANTIES OR REPRESENTATIONS BY ANY PERSON, INCLUDING AN IMPLIED WARRANTY OF MERCHANTABILITY OR FITNESS. Warranties do not cover damage caused by vandalism or abuse. Warranty claims must be filed within the applicable warranty period and accompanied by a copy of the original invoice or Play & Park Structures invoice number.

Play & Park Policies

Specifications: Specifications were current at the time of publication. Play & Park Structures has an ongoing policy of product improvement and therefore reserves the right to modify specifications or discontinue products without notice.

Terms of Sale: To governmental agencies and tax supported institutions, and those with approved credit, payment is due within 30 days from the date of invoice. A 1.5% per month finance charge will be imposed on all past due accounts. We also accept payment by VISA, MasterCard or American Express. All other orders will require a 50% deposit at the time of order entry. The balance will be due with a certified check upon receipt of shipment (C.O.D.).

Prices: Prices are F.O.B. factory and do not include freight charges. All prices listed were current at the time of publication and quoted in U.S. Funds. Due to the abnormally high cost of fuel and its impact on many of the materials used in our industry, quotations are valid for 30 days only and prices may be subject to material and fuel surcharges at the time of shipment. Prices are subject to change without notice. Current prices will apply at the time of shipment.

Freight charges: Freight charges are determined and collected by the carrier unless Play & Park Structures is requested and agrees to prepay and add these costs to the invoice.

Taxes: If applicable, taxes will be added to the invoice except when a tax-exempt certificate is provided with the purchase order at the time of order entry.

Minimum Order: Our minimum order is US \$50.00.

Order Cancellation: Once accepted, orders can be canceled only with the consent of Play & Park Structures, and on terms which will indemnify Play & Park Structures against loss. Canceled orders will be subject to a restocking fee. Equipment "built-to-order" is non-cancelable.

Domestic Shipments: Unless specifically given routing instructions on the purchase order, shipment will be made via the carrier we consider to be the most economical and practical in reaching the final destination. All domestic shipments are governed by ICC Regulations.

Delays in Transit: Play & Park Structures is not responsible for delays in transit and such delays shall not alter our invoicing terms. If your order does not reach you within a reasonable time after being advised that shipment went forward from our plant, Play & Park Structures will assist in the tracking process.

Loss or Damage in Transit: Play & Park Structures is not responsible for loss or damage in transit. When we release the material to the carrier, a bill of lading is signed which states that the shipment was received from us complete and in good condition. A copy of this bill of lading is forwarded to you with the shipment and should be checked carefully with the materials you received. Any shortage, discrepancy or damage must be noted on the delivery receipt and signed by the carriers' representative. Failure to note acceptations on the delivery receipt may impair your right to recovery from the carrier.

Weights: All published weights are estimated and include appropriate packing materials. Actual weights may vary slightly.

Pricing valid on orders received prior to November 30, 2020: orders must be shipped within 30 days.

*For the purpose of this warranty, lifetime encompasses no specific term of years, but rather that Seller warrants to its original customer for as long as the original customer owns the Product and uses the Product for its intended purpose that the Product and all parts will be free from defects in material and manufacturing workmanship.

PARTNERSHIP STANDARDS & ORGANIZATIONS

CPSC



The Consumer Product Safety Commission is an independent agency within the United States Federal Government with the authority to inform the public of current product safety performance information and recommended practices. The CPSC first published their guidelines for public playgrounds in 1981 and have updated their publication several times since then. The current CPSC Handbook for Public Playground Safety, publication #325, is an excellent guide for owners and operators of public play environments.

U.S. Consumer Product Safety Commission
Washington, DC 20207

Website: www.cpsc.gov
E-mail: info@cpsc.gov

Flo-Coat® Galvanized Steel Tubing



Galvanizing provides electrochemical protection to steel, in addition to forming a protective barrier. Allied's unique triple layer Flo-Coat galvanizing process goes even a step further by adding a conversion coating to passivate the zinc, and a clear polymer topcoat that reduces the general corrosion rate of the zinc. This synergy between the coatings allows the zinc to be more effective in protecting uncoated edges.



Cold Formed Steel
99.99% Pure Zinc
Conversion Coating
Clear Polymer Powder Coating



ISO 14001

We are proud to be ISO14001 certified for our manufacturing facility in Fort Payne, Alabama. Also referred to as the

"Green Certification," ISO14001 is an internationally recognized standard for environmental management, measurement, evaluation and auditing. As an ISO14001 certified company, Play & Park controls the environmental impact of our activities, products, and services by implementing and Environmental Management System (EMS) that meets international standards, but is specific to the play products being produced.



ISO 9001

An industry certification process issued by the International Organization for Standardization. It is used to measure manufacturing standards and to certify company compliance with quality control systems covering design, development, production, installation, inspection and testing.



DOJ 2010 Standard for Accessible Design

Access Board (The United States Architectural and Transportation Barriers Compliance Board) has completed Accessibility Guidelines for Play Facilities as set forth in the Americans with Disabilities Act of 1990. The Final rules, fact sheets and analysis are all available at the Department of Justice.

Access Board
1331 F Street, NW, Washington, DC 20004-1111

Website: www.access-board.gov
E-mail: ta@access-board.gov

US Department of Justice:
www.ada.gov

ASTM International

ASTM INTERNATIONAL is an independent and world renowned developer of technical standards utilized in testing a multitude of products. ASTM's F15.29 committee met regularly for over a decade in the continual development of the F1487 Standard Consumer Safety Performance Specifications for Playground Equipment for Public Use. Throughout this catalog we state ASTM Use Zones in dimensional form per the ASTM F1487 Standard Consumer Safety Performance Specifications for Playground Equipment for Public Use, which are minimum dimensions. Consideration should be given to the number of users and their circulation patterns.

ASTM International
100 Barr Harbor Drive, PO Box C700
West Conshohocken, PA 19428-2959

Website: www.astm.org
E-mail: service@astm.org

IPEMA

In the interest of public playground safety, the International Playground Equipment Manufacturer's Association (IPEMA) provides a Third Party



Certification Service whereby a designated independent laboratory, TÜV America, Inc., validates an equipment manufacturer's certification of conformance to ASTM F1487, Standard Consumer Safety Performance Specification for Playground Equipment for Public Use, except sections 7.1.1, 10 & 12.6.1; to CAN/CSA Z614, Children's Playspaces and Equipment, except clauses 9.8, 10 & 11, or both. The use of corresponding logo in Play & Park Structures' catalog signifies that Play & Park Structures has received written validation from the independent laboratory that the product(s) associated with the use of the logo conforms to the requirements of the indicated standard. Check the IPEMA website, www.ipema.org, to confirm product validation.

IPEMA

4305 N. 6th Street, Suite A, Harrisburg, PA 17110

Website: www.ipema.org
E-mail: certification@ipema.org

CSA

A large portion of Play & Park Structures equipment meets CSA standards, but please request structures, components, or freestanding items that specifically meet that need if required.

Services

Flexible Financing Program

Through a strategic alliance with Navitas Corporation®, Play & Park is able to provide flexible financing for customers who require funding assistance on their next playground project. Complete our financing request form online at playandpark.com, and bring play opportunities to your school or community more quickly.

National Demonstration Site

Learn more about becoming a national demonstration site for inclusive playgrounds, fitness focused play, a NatureGrounds® play space, or for physically active play. To learn more visit: playandpark.com/national-demonstration-site-program



play & park structures®

A PLAYCORE Company

544 Chestnut Street,
Chattanooga, TN 37402

Custom Color Options

HDPE Plastic

Available 1-color or 2-color for graphics

Red-Yellow	Yellow-Red
Green	Green-Beige
Green-White	Beige-Green
Beige	Sky Blue-White
Sky Blue	Blue
Blue-Beige	Purple
Yellow	Red
Red-White	Orange
Spring Green	Spring Green White
Gray-Black	Gray
Black	Black-White

ROTOMOLDED PLASTIC COLORS

NATURE PLASTIC COLORS
Available for Apex, Maxclimb, and Rock Wall Climber only

Sandstone
Beige with black flecks

Deep Granite
Gray with black flecks

Gray, Yellow, Orange, Red, Spring Green, Green, Light Green, Sky Blue, Blue, Night Sky Blue, Periwinkle, Royal Purple

Plastisol Deck & Site Colors

Thermoplastic deck coating is available, ask your sales representative for more information.

Gray, Brown, Red, Blue, Recycled Cedar, Recycled Redwood

Recycled Deck Colors

Climber Cable Color



Fabric Shade & Canopy Color Options

Khaki	Evergreen	Lilac
Sand	Azure	Cloud
Mesa	Sky	Graphite
Tree Frog Green	Deep Sea	Dandelion

Metal Colors - Choose from 22 powder coat colors

Black, Starlight Black, Metallic, Champagne, Red, Burgundy, Plum, Periwinkle, Royal Purple, Blue, Sky Blue, Dark Green, Green, Light Green, Spring Green, Yellow, Butterscotch, Orange, Beige, Brown, Bronze, White

play&park structures®

A PLAYCORE Company



Your Play & Park Structures Consultant is:

1.800.727.1907 playandpark.com

544 Chestnut Street
Chattanooga, TN 37402



OMNIA®
PARTNERS

NASPO
ValuePoint
SUPPLIER PARTNER



BuyBoard®
Cooperative Purchasing



By incorporating the six key elements of play into the recreation environment, children are encouraged to be more physically active. Ask us how your playground design can be qualified for a National Demonstration Site for PlayOn!