

# play&park structures®

A PLAYCORE Company

Your Play & Park Shade Consultant is:

1.800.727.1907 playandpark.com

544 Chestnut Street  
Chattanooga, TN 37402



OMNIA  
PARTNERS

NASPO  
ValuePoint  
SUPPLIER PARTNER



BuyBoard®  
Cooperative Purchasing



# play&park structures®

A PLAYCORE Company



Play & Park Delivers  
Shade Solutions.





Play & Park Shade offers a wide variety of high-quality, pre-engineered shade structures that will provide relief from the sun's heat and UV rays. With many styles and shapes from which to choose, our consultants will guide you through a simplified process of selecting the appropriate shade product that will protect your recreation investment and your community.

Play & Park Structures' Shade products are shipped as a pre-fabricated package and it is recommended that installation be performed by trained, highly skilled professionals.



**Temperature Reductions**  
Up to 25 degrees



**Corrosion Resistant**  
Powder coated tubing



**Blocks** up to 98% of **Harmful UV Rays**



**Prevents Frays & Unraveling**  
Raschel-knitted fabric



**Mildew & Rot Resistant**  
Fabric




### Why Play & Park Shade?

- Pre-engineered shade solutions
- Play & Park Shade products are designed to meet codes in your local area
- Play & Park Shade provides a zinc rich primer and super durable powder coat process that is electrostatically applied and oven-baked to a 6 mil coating thickness
- Play & Park Shade offers a quick release elbow system to allow for quick removal of the shade's fabric

### Features and Benefits



All steel tubing and bolts meet or exceed ASTM Standards.



Framework is engineered to withstand wind gusts up to 93 mph with fabric and up to 150 mph with fabric removed.



Optional Quick Release elbows permit a quicker method of attachment and removal of fabric.



Structures are free of sharp edges and corners.



# Valley View Elementary School Austin, Texas

### Featured Product

- Custom Multi-Dome Hip

### Featured Colors

- Sky Blue Frame
- Blue Fabric

### Budget Range

- \$5,000-\$10,000

Blocks  
**up to 98%**  
of UV rays

The Quick Release  
elbows allow for  
**quick & easy  
installation &  
removal of shade  
fabric** with the  
use of a wrench or  
cordless drill.

When temperatures rise, **freestanding shade** offers the **ideal solution** for **keeping children cooler and patrons more comfortable** as they enjoy outdoor recreation spaces.





### Single Post Square Umbrella



Affordable Shade

One of the most economical shades, the Single Post Square Umbrella, covers up to nearly 576 square feet of space with a single unit.



### Shapes and Sizes

**Square**  
Available in 2' Increments 16 different size options from 10'-24'

### Options, Features, and Fabric

In-Ground Mount  
8' or 10' Eave Height  
With Quick Release Elbow  
Commercial-Grade Shade Fabric



### Single Post Hexagon Umbrella

Economical Shade

The Single Post Hexagon Umbrella is one of the most versatile shades. It can shade everything from picnic tables to small areas of a playground.

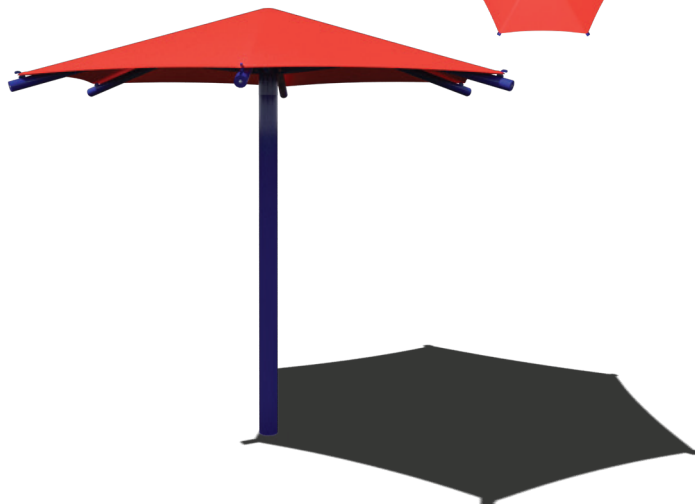


### Shapes and Sizes

**Hexagon**  
Available in 2' Increments 20 different size options from 10'-27'

### Options, Features, and Fabric

In-Ground Mount  
8' or 10' Eave Height  
With Quick Release Elbow  
Commercial-Grade Shade Fabric



### Cantilever Umbrella

No Post Interference

The unique off-center post of the Cantilever Umbrella allows for the placement of site furnishings or play equipment without the interference of a column.



### Shapes and Sizes

**Square**  
24 different options from 8'-20'

### Options, Features, and Fabric

In-Ground Mount  
8', 10', or 12' Eave Height  
With Quick Release Elbow  
Commercial-Grade Shade Fabric




### Sizes

Available in 12 different options from 16'-24'

### Options, Features, and Fabric

In-Ground Mount  
8' or 10' Eave Height  
With Quick Release Elbow  
Commercial-Grade Shade Fabric



### Dual Column Umbrella



No Post Interference

The Dual Column Umbrella is a great solution for shading picnic tables and benches as space between columns allows for placement of amenities. Installation is easy and is more affordable than a traditional four post hip structure.





### Standard Square Hip

Most Versatile

One of our best selling shades and an industry favorite, the Standard Square Hip can shade everything from an entire playground to bleachers.



#### Shapes and Sizes


##### Square

Available in 2' Increments from 10'-30'  
Choose from 30 different options

##### Options, Features, and Fabric

In-Ground Mount  
8', 10', 12', or 14'\* Eave Height  
With Quick Release Elbow  
Commercial-Grade Shade Fabric

\*Not all sizes available in 14' eave height.



### Standard Hexagon Hip

Most Versatile

A great choice for any location, the Standard Hexagon Hip adds visual interest compared to its square and rectangle counterpart.



#### Shapes and Sizes

##### Hexagon

Available in 2' Increments from 20'-40'  
Choose from 24 different options

##### Options, Features, and Fabric

In-Ground Mount  
8', 10', or 12' Eave Height  
With Quick Release Elbow  
Commercial-Grade Shade Fabric



#### Shapes and Sizes

##### Rectangle

Choose from 60 different options ranging from 10'x15' to 28'x38'

##### Options, Features, and Fabric

In-Ground Mount  
8', 10', 12', or 14'\* Eave Height  
With Quick Release Elbow  
Commercial-Grade Shade Fabric

\*Not all sizes available in 14' eave height.



### Standard Rectangle Hip

Most Versatile

The Standard Rectangle Hip is the most versatile and economical shade. It is a great solution for schools, parks, and churches.



#### Sizes

10' x 20', 12' x 20', 14' x 24'

##### Options, Features, and Fabric

In-Ground Mount  
8' Eave Height  
With Quick Release Elbow  
Commercial-Grade Shade Fabric



### Hanging Cantilever

Cover Any Distance

The Hanging Cantilever is a great solution for walkways, bus stop seating, and bleachers.





## One of the largest shades in the industry

By specifying integrated shade as a requirement for a playground design, you are enabling users to experience a more comfortable, temperature-controlled environment in which to play. Choose from eight different design options that can be incorporated into any playground design, allowing both children and caregivers to stay cool and spend more time in the play space.

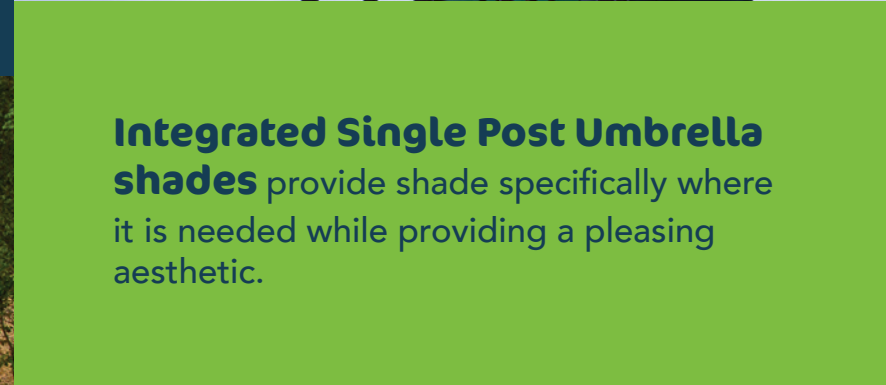


## Be COOL-er!

**Integrated Canopy style shades** are available in hexagon, square, and sail styles and provide a broader area of shade on a play structure.

**Integrated Single Post Umbrella shades** provide shade specifically where it is needed while providing a pleasing aesthetic.

**Integrated Polygonal style shades** in triangle, isosceles, and square styles add architectural interest to the playground space.









**Integrated SunShade Isosceles**  
**Availability**  
 SuperMax  
 DuraMax



**Integrated SunShade Triangle**  
**Availability**  
 SuperMax  
 DuraMax



**Integrated 14' Sail Canopy**  
**Availability**  
 SuperMax



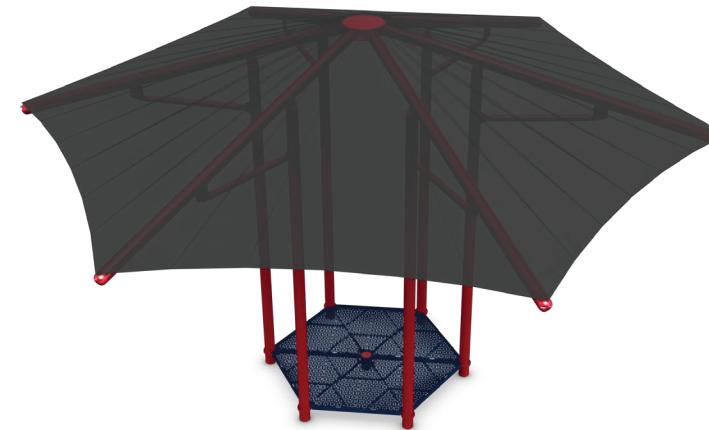
**Integrated SunShade Square**  
**Availability**  
 SuperMax  
 DuraMax

## Shapes that match your design


### Triangles, squares, and more, oh my!



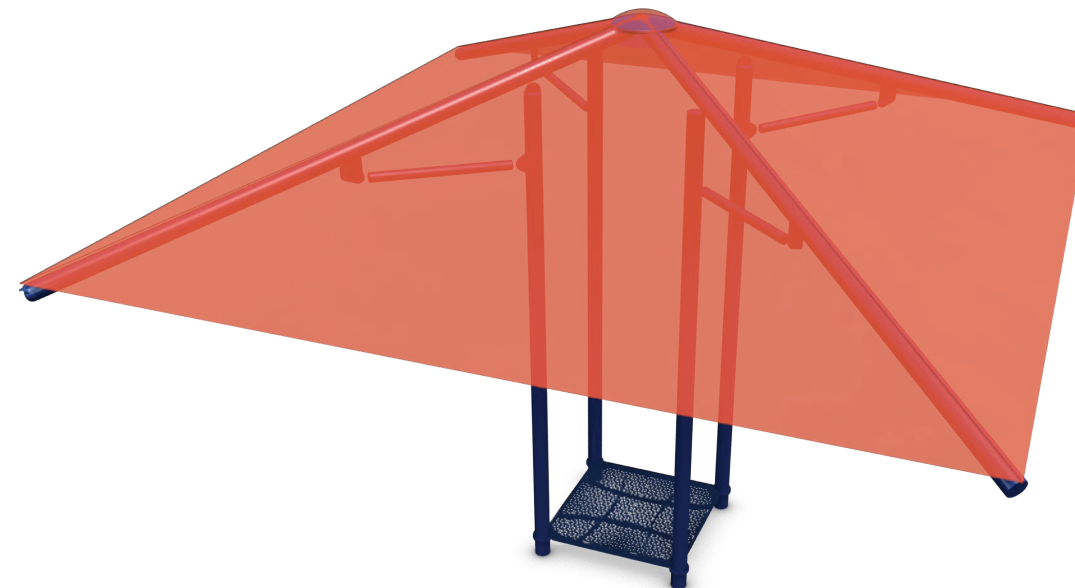
From traditional square shades to isosceles and triangles, selecting a unique integrated shade for your playground design has never been easier. Just ask your consultant to assist you in specifying which fabric shape works best for your project, and our design team will render it for your review.



**Integrated Hex Canopy Shade**  
**Availability**  
 SuperMax



**Integrated 4 Deck Square Shade**  
**Availability**  
 SuperMax  
 DuraMax



**Integrated 20' Square Fabric Shade**  
**Availability**  
 SuperMax  
 DuraMax



Colors shown below are suggestions. All designs are available in standard fabric and powder coat colors. Integrated play structure shade canopies are also available. Contact your representative to learn more.



Warranty

Play & Park Shade by Play & Park Structures warrants that its product will be free from defects in materials and workmanship as well as maintain structural integrity for the periods listed below from the date of invoice and once the invoice has been paid in full. This warranty is in effect only if the product has been assembled and installed strictly in accordance with the setup instructions, good construction practices, and has been subjected only to normal use and exposure.

**Lifetime\* Warranty**  
on all stainless steel hardware

**20 year** Limited Warranty  
on steel shade structures

**10 year** Limited Warranty  
on shade fabric

**5 year** Limited Warranty  
on powder coat and cables

**1 year** Limited Warranty  
on materials not covered above

*\*For the purpose of this warranty, lifetime encompasses no specific term of years but rather that the seller warrants to its original customer for as long as the original customer owns the product and uses the product for its intended purpose and that the product and all parts will be free from defects in materials and manufacturing workmanship. This warranty does not cover damage caused by vandalism, misuse or abuse, altered or modified parts, or cosmetic damage such as scratches, dents, or fading or weathering and normal wear and tear.*

Post Pads

Optional Post Pads provide additional protection on playgrounds or sport courts. Available in 4' or 6' heights and 1" or 2" thickness.



Quick Release

Play & Park Shade offers an optional quick release elbow that **saves time** during removal and storage of shade fabric.



Play & Park Shade Fabric Features


Stitched with PTFE Fiber, UV stabilized thread that will not fade or deteriorate

- 100% recyclable
- Maintain color in all weather conditions
- Meet or exceed ASTM E84 Class A testing, NFPA 701 Large Scale testing
- Mildew and rot resistant
- Porous fabric provides free airflow, allowing hot air to escape
- Provide up to 98% UV Block and 98% shade with temperature reductions of up to 25 degrees
- Raschel-knit sewing technique that prevents frays and unraveling

Structural Information

- A500 carbon steel tubing may be used for larger structures
- All steel members have TGIC polyester powder-coat
- Engineered to withstand wind gusts up to 93 mph with fabric and up to 150 mph with fabric removed
- Galvanized cables (aircraft quality)
- Pre-galvanized structural steel Flo-Coat tubing
- Steel and bolts meet ASTM guidelines (stainless steel or galvanized)
- Structures are free of sharp edges and corners
- Welds are performed by AWS welders in accordance to AISC standards
- Zinc rich primer is applied with a 3 mil thickness

Fabric Color Options



Powder Coat Colors Options



**LADBS Certified Fabricator**  
Our shade manufacturing facility is an LADBS Certified Fabricator. Certificate available upon request.



**DSA Certified Products**  
Our shade products may be certified per project and per use.

American Academy of Dermatology Grant Funding

Grants are available to help fund shade projects. Apply for a grant through the American Academy of Dermatology by visiting their website to learn more: [www.aad.org/members/volunteer/shade-structure-program](http://www.aad.org/members/volunteer/shade-structure-program)

